

Choose from over 1,000 textiles offered by C.F. Stinson, Designtex, Maharam, Momentum, and 9to5 Seating's Signature, Breeze and Nautilus Cards. In the rare case we don't have what you're looking for, we'll upholster your chair in any fabric provided to us!

Lifetime Warranty on all structural and mechanical components. Fabric and foam are warranted against wear through and deterioration for five years.

© 2025 9to5 Seating LLC LIT-B-MINI2025

Part of the Flokk Group



Additional Product Materials

Webpage



3D Models



Photo Collection



9to5seating.com
3211 Jack Northrop Ave.
Hawthorne, CA 90250

P: 888.925.SEAT
F: 866.925.SEAT
E: sales@9to5seating.com

Follow us @9to5seating



2025/2026

9to5
seating



Sit down and get comfortable. While sitting comes naturally, there's much more to the "get comfortable" part of this saying. It might take a simple height adjustment or a slide of the seat pan, but if the price of the chair does not align with your budget, it'll never be the right fit for you. Our team of industrial designers, engineers, and manufacturing automation specialists is constantly improving the product and discovering efficiencies in processes, resulting in greater value and shorter lead times.

From task to lounge, we are designing and delivering chairs that are as gorgeous as they are functional, yet most find the quality most attractive. When comparing seating, fit and finish is often a pretty good indicator of price, but with us that's not the case. Our award-winning chairs are often perceived to be much more expensive than they are. Innovation, along with unmatched manufacturing prowess, is why other brands only talk about quality while we're able to back it up with one of the best warranties in the industry. Not only will you be comfortable choosing 9to5 Seating, you'll be able to relax, knowing you will be sitting pretty for years to come.



375,000
Sq. Ft.
Production Area



375
Number of
Employees



33+
Different
Collections



300,000
Units Produced
Annually



9
Showrooms
Nationwide

SEATING FOR AN EVOLVING WORLD

9to5
seating



Chic – Page 12



Koble – Page 8



@206 – Page 92



Tori – Page 46



Vito – Page 92



Lilly Ottoman – Page 18



Aven – Page 54



LOUNGE

Koble	8
Koble Typicals	10
Chic	12
Jax	14
Jax Side	16
Lilly	18
Lilly Side	20
Sophie	22
Sophie Tables	24

TASK

Agent	26
Core	28
Logic	30
Logic Plus	32
Luna	34
Neo	36
Neo Lite	38
Strata	40
Strata Lite	42
Theory	44
Tori	46
Vault	48

EXECUTIVE & CONFERENCE

Acclaim	50
Alba	52
Aven	54
Bristol	56
Cortina	58
Cydia	60
Ellie	62
Mila	64
Omnia	66

GUEST, STACKING & NESTING

Bella	68
Bella Mesh	70
Cavo	72
Clary	74
Dash	76
Kelley	78
Link	80
Luna Side	82
Shuttle	84
Shuttle Mesh	86
Vox	88
Zoom	90

QUICK SHIP

@NCE <small>from 9to5 Seating</small>	92
--	----

TEXTILES

9to5 Seating Signature	94
9to5 Seating Leather	94
9to5 Seating Vivid	94
9to5 Seating Mesh	95
9to5 Seating Plastic	96
9to5 Seating Wood	96
9to5 Seating Product Fabrics	97



Integrated lumbar

Comfort-calibrated seat

Power options available

Plinth Base in black or gray

Adjustable glides standard



MODULAR SEATING THAT CONNECTS.

FEATURES

- Seat height to support soft tasking
- Dual upholstery option
- Models support multiple configurations
- Warranted to 400 lbs.





MODULAR SEATING THAT CONNECTS.

Explore typicals at 9to5seating.com, or for CET layout support, email designkoble@9to5seating.com



- ### FEATURES
- Warranted to 300 lbs.
 - Cantilever base in black and silver
 - Sled base in black and silver
 - Pillow option



SLIM SILHOUETTE, BIG IMPRESSION — CHIC.



Modern,
angular
design

Mid-back or
high-back

Multiple base
styles
including
4-leg, wire,
wood and
swivel



FEATURES

- Warranted to 300 lbs.
- Four-leg and wire in black or silver
- Swivel in polished or black with optional auto-return feature
- Wood leg in maple or walnut finish



9206



9206



9206



9201



9201



9201



RESHAPING COMFORT.



Modern,
angular
design

Lighter
scale side
seating

Multiple
base styles
including
4-leg,
5-star,
wire rod,
wood and
rocker



9204

FEATURES

- Warranted to 300 lbs.
- Four-leg and wire in black or silver
- Swivel in polished or silver with optional auto-return feature
- Five-star in polished or black
- Rocker and wood base in Maple or Walnut finish



9204



9204



9204



9204



9204



9204



RESHAPING COMFORT.



Full-scale
loung
seating

Two-tone
contrasting
upholstery
optional

Four-leg,
wire rod,
wood leg
or swivel
base



9101

FEATURES

- Warranted to 300 lbs.
- Four-leg and wire in black or silver
- Swivel in polished or black with optional auto-return feature
- Wood leg in maple or walnut finish



9101



9101



9101



9101

CLASSIC, SOPHISTICATED AND SUPREMELY COMFORTABLE.



Lighter scale
side seating

Two-tone
contrasting
upholstery
optional

Four-leg,
swivel, wire
rod, wood,
rocker or
five-star
base



CLASSIC, SOPHISTICATED AND SUPREMELY COMFORTABLE.

FEATURES

- Warranted to 300 lbs.
- Four-leg, 24" counter stool and 30" bar stool in black or silver
- Swivel in polished or black with optional auto-return feature
- Five-star in polished or black
- Wood and rocker base in Maple or Walnut finish



9104



9104



9104



9104



9104



9104



9165



9107



Polyurethane
arms in black
and gray

Clean-out
area

Steel frame
construction

Adjustable
glides



8111-A80G-4LGS

FEATURES

- Warranted to 300 lbs.
- Warranted to 350 lbs. for single seat, 525 lbs. for double seat, 750 lbs. for triple seat and 500 lbs. for bariatric
- Field replaceable parts
- 2 frame colors



8112



8123



8119



8104



8103



8122

COMPLETE LOUNGE SEATING COLLECTION.



FEATURES

- Standalone and linking table models
- Silver and black frame finishes
- Laminate colors include: Designer White, Black and Platinum



ANCILLARY TABLE SELECTIONS.



Poly outer back

Upholstered low back or mid-back

Seat slider optional

Ratchet back height adjustment for lumbar support on P1, M1, R1 and Y2

Nylon base standard



1425

FEATURES

- Warranted to 300 lbs.
- 6 controls
- 7 arm options



1425



1660



1425



1660

COMFORT, DURABILITY AND VALUE.



Poly outer
back in
black

Molded foam
over mesh
suspension

Ratchet back
height
adjustment
for lumbar
support

Seat slider
optional

Nylon base
standard

Hubless
casters
standard

2260

FEATURES

- Warranted to 300 lbs.
- 2 control options
- 3 arm options



2260

2260

CONTEMPORARY LINES FOR YOUR WORKSPACE.



Fully upholstered low-back, mid-back or high-back

Ratchet back height adjustment for lumbar support on P1, M1, R1 and Y2

Seat slider optional

Heavy Duty Multi-Shift 24/7 optional (350 lb. rating)



1760

FEATURES

- Warranted to 300 lbs.
- Low, mid and high-back models available
- 6 arm options
- 6 control options
- Ballistic nylon available



1725



1760



1780



1725



1760

ERGONOMICS & TRADITIONAL TASK STYLING.



Ratchet
back height
adjustment for
lumbar support

Breakaway
arms
optional

Heavy duty
multi-function
control with seat
slider standard

1790

FEATURES

- Warranted to 500 lbs,10-years single-shift
- Ballistic nylon available on outer back,lower backrest, or full seat
- Task seating



1790



1790



1790



PLUS SIZE ERGONOMICS & TRADITIONAL TASK SEATING.



FEATURES

- Warranted to 300 lbs.
- 18 mesh colors
- 4 synchro controls
- 4 arm options



HIGH DESIGN MEETS SUPREME ERGONOMICS.



Breathable mesh back

White, gray or black plastic colors

Height-adjustable lumbar standard

Seat slider optional

Nylon base standard



3160

FEATURES

- Warranted to 300 lbs.
- 13 mesh colors
- 3 synchro controls
- 8 arm options



3160



3160



3160

THE NEW WAY TO WORK.



White, gray or
black plastic
colors with
coordinating
mesh

Height-
adjustable
lumbar
standard

Nylon base
standard

3150

FEATURES

- Warranted to 300 lbs.
- 3 mesh colors
- 2 synchro controls
- 8 arm options



3150



3150



3150

EQUAL PARTS DESIGN, COMFORT AND VALUE.



FEATURES

- Aluminum frame and base
- Warranted to 300 lbs.
- 10 arm options
- 4-position tilt lock
- Side knob tension control



1560



1560



1560



1560

LET STRATA FLOAT INTO YOUR OFFICE.



- Height- and depth-adjustable lumbar standard
- Upholstered or mesh seat
- Black nylon back support
- Seat slider optional
- Simple synchro control
- Nylon base standard



FEATURES

- Warranted to 300 lbs.
- 10 arm options
- Multiple synchro control options



LET STRATA FLOAT INTO YOUR OFFICE.



Breathable mesh back

Ratchet back with independent height adjustable lumbar

Mesh or upholstered seat

Heavy Duty Multi-Shift 24/7 optional (350 lb. rating)

Seat slider optional

Nylon base standard

2170

FEATURES

- Warranted to 300 lbs.
- 8 arm options
- 3 synchro controls
- Heavy duty multi-shift 24/7 optional (350 lb. rating)



2170



2170



2170



2170

THE FACTS SUPPORT THEORY AS THE SMART CHOICE.



White, gray or black plastic colors

Mesh or upholstered back

Wraparound back

Height adjustable lumbar optional

Seat slider optional

Heavy Duty Multi-Shift 24/7 optional (350 lb. rating)

Nylon base standard

FEATURES

- Warranted to 300 lbs.
- 5 mesh colors
- 2 synchro controls
- 11 arm options



3580



3580



3560



3560



UNPARALLELED PERFORMANCE WITH IMPACT.



FEATURES

- Warranted to 300 lbs.
- 10 arm options
- 3 controls
- 18 mesh colors



1460



1460



1460



1460

GOES BEYOND THE EXPECTED.



Upholstered back

Detailed stitching

Polished aluminum arms with matching upholstered pad

Seat slider optional

Polished aluminum base optional

2780

FEATURES

- Warranted to 300 lbs.
- 6 arm options
- 3 synchro controls



2780



2780



2780

CONTEMPORARY EUROPEAN STYLING WITH SUBTLE DETAILING.



FEATURES

- Warranted to 300 lbs.
- 3 controls



2450



2450



2450 GT

DAZZLE YOUR SPACE.



Upholstered
high-back or
mid-back

Detailed
channel
stitching

Adjustable
arms or fixed
loop arms

Synchro
mechanism
with side
tension

Polished
Aluminum or
nylon base



3058

FEATURES

- Warranted to 300 lbs.
- 4 arm options
- 2 synchro controls



3058



3058



3056



3056

CONTEMPORARY EUROPEAN STYLING WITH SUBTLE DETAILING.



Upholstered
mid-back or
high-back

Ratchet back
height
adjustment for
lumbar support

Seat slider
optional

Nylon base
standard



2360

FEATURES

- Warranted to 300 lbs.
- 8 arm options
- 4 controls



2360



2380



2360

SEAMLESS INTEGRATION INTO YOUR OFFICE'S ARCHITECTURE.



Upholstered
mid-back
or high-back

Detailed
stitching

Polished
aluminum
base standard



2900

FEATURES

- Warranted to 300 lbs.
- 9 arm options
- 3 controls



2900



2910



2910

STRAIGHTFORWARD ERGONOMICS AND FUNCTIONALITY.



Mesh or upholstered mid-back or high-back. Upholstered features mesh beneath fabric

Height adjustable lumbar optional

Black, gray or white plastic colors

Nylon base standard with casters or stationary base glides



3300

FEATURES

- Warranted to 300 lbs.
- 6 arm options
- 2 control options
- 6 mesh colors



3300



3310



3300



3300



3310



3300

ORGANIC DESIGN MEETS ERGONOMIC EXCELLENCE.



Mid-back or
high-back
options

Synergy of simple
form and
functionality

Combines the
comfort
of lounge with
ergonomic
function

Two-tone
upholstery
options

Recline or lock
out the back

5-star, 4-star
or wire bases



9360

FEATURES

- Warranted to 300 lbs.
- 5-star base in black or gray
- 4-star base in black, white or polished
- Wire base in Black, Dover Gray or Silver



9380



9380



9360



9360



COMFORT MADE ELEGANT.



FEATURES

- Warranted to 300 lbs.
- 18 mesh colors
- 3 knit colors
- Black, silver or polished aluminum frame
- Aluminum base in black or polished



3760



3760



ELEGANT, INTUITIVE AND VERSATILE.



Pull handle
for easy
mobility

Black or white
plastic with
coordinating
mesh

Fixed arms

One-piece mesh
back and seat

Integrated
weight
balanced
control

Polished
aluminum
base standard



2860

FEATURES

- Warranted to 300 lbs.
- 2 mesh colors
- Supports multiple sit positions
- Automatic tension adjustment



2860



2860

ARTISTIC. SIMPLE. BEAUTIFUL.



- Pull handle for easy mobility
- Plastic or upholstered back
- Armless, fixed arm or tablet arm
- Plastic or upholstered seat
- Stacking, nesting, task, and task stools



FEATURES

- Warranted to 300 lbs.
- 8 plastic colors
- Black or silver frame
- Four-leg models stack 4 high on floor and 10 high on dolly



NAME YOUR GAME, BELLA IS READY TO PLAY.



- Breathable mesh back
- Armless, fixed arm or tablet arm
- Plastic or upholstered seat
- Black or silver frame
- Stacking, nesting, task, and task stools



FEATURES

- Warranted to 300 lbs.
- 8 plastic seat colors
- 3 mesh colors
- Four-leg models stack 4 high on floor and 10 high on dolly



1310



1310



1310



1310

NAME YOUR GAME, BELLA IS READY TO PLAY.



Plastic or
upholstered
back

Armless or
fixed arm

Plastic or
upholstered
seat

Wall saver
frame

Guest,
bariatric,
stool



1910

FEATURES

- Warranted to 350 lbs.
- 12 plastic colors
- Black or silver frame with coordinating arms
- Four-leg models stack 4 high on the floor and 10 high on dolly
- Bariatric warranted to 750 lbs.



1910



1910



1910



1912

SIMPLY SMART DESIGN. ANYWHERE.



Mesh or
upholstered
back

Gray and
black
plastic colors

Glides or
casters

1510

FEATURES

- Warranted to 300 lbs.
- 24 mesh colors
- 2 frame colors with coordinating glides
- Optional glides in felt, plastic, nylon, and steel



1510



1510



1510

WORKS WELL WITH OTHERS.

Clary



Perforated
breathable
back

Clean out
area

Flex back
movement

Plastic or
upholstered
seat

Four-leg, sled,
stool or light
task



FEATURES

- Warranted to 300 lbs.
- 12 plastic colors
- Arm pads and glides coordinate with frame color
- Sled stacks 7 high on the floor and 20 high on the dolly
- 4-leg stacks 4 high on the floor and 8 high on the dolly



1130



1130



1130



1130



1130 ST24/ST30



A COOL SIT WITH A MODERN LOOK.



Pull handle for
easy mobility

Plastic back

Armless or fixed
arm

Plastic or
upholstered seat

Sled or stool in
chrome

Clear glides and
ganging clips
optional



FEATURES

- Warranted to 300 lbs.
- 12 plastic colors
- Arm pads and glides coordinate with frame color
- Plastic models stack 9 high on the floor and 20 high on the dolly
- Upholstered models stack 7 high on the floor and 16 high on the dolly



1060



1060



1060



1060

NOTHING STACKS UP TO KELLEY.

Kelley



FEATURES

- Warranted to 300 lbs.
- 3 mesh colors
- Black or silver frame with coordinating arms
- Four-leg models stack 4 high on the floor and 4 high on dolly



TRANSITIONAL STYLE WITH LIMITLESS POSSIBILITIES.



Pull handle
for easy
mobility

Breathable
mesh back

Gray or
black
plastic
colors

Glides or
casters



3461

FEATURES

- Warranted to 300 lbs.
- 18 mesh colors
- 2 frame colors with coordinating glides
- Optional glides in felt, plastic, nylon, and steel



3461



3461



1210

FEATURES

- Warranted to 350 lbs. (Bariatric to 600 lbs.)
- 12 plastic colors
- Black or silver frame with coordinating arms
- Four-leg models stack 4 high on the floor and 10 high on dolly



1210



1210



1210



1250

THE ULTIMATE UTILITY CHAIR.



FEATURES

- Warranted to 300 lbs.
- 12 plastic seat colors
- 24 mesh colors
- Four-leg models stack 4 high on the floor and 10 high on dolly



THE ULTIMATE UTILITY CHAIR.



Pull handle for
easy mobility

Clean out area

Flex back
movement

Four-leg, sled,
stool or light
task

Silver or
black
frame



1090

FEATURES

- Warranted to 300 lbs.
- 12 plastic colors
- Arm pads and glides coordinate with frame color
- Sled stack 7 high on the floor and 20 high on the dolly
- Four-leg stacks 4 high on the floor and 8 high on the dolly



1090



1090



1090



1090



CONTEMPORARY STACKING WITH MOVEMENT.



Nesting, task
and stools

Breathable
mesh back

White or gray
back plastic
with
coordinating
mesh

Nesting model
has a 10°
range of flex

Plastic or
upholstered seat

Flip-up feature
allows multiple
chairs to be
stored close
together



1115

FEATURES

- Warranted to 300 lbs.
- White or silver frame
- 2 mesh colors
- Arm or armless



1115



1115



1115



1115

RAPID SETUP FOR A CREW OR A CROWD.

Zoom



FEATURES

- Ships in 24 hours
- All models warranted to 300 lbs.
- Five-year warranty on all structural and mechanical components. Mesh, fabric and foam are warranted for three years.



@205



@206



@NCE Vito



@245



@305




@306

@206

SIT IN STYLE, WORK IN COMFORT, GET THE VALUE.

PAULY



Ash Thunder Baltic Black




Cafe Camel Mahogany Mist



Mushroom Saddle White Straw

L3 HIGHLANDS LEATHER




Black

VIVID



Whisper White Latte



Lemon Apple



Tangerine Crimson



Azure Lagoon



Federal Blue Cloud



Dove Onyx

M4 MESH



M40 Latte M41 Cloud M42 Lemon



M43 Apple M46 Crimson M48 Onyx



M49 Dove M50 Azure M51 Federal Blue




M52 Whisper White

M6 MESH



M61 Black M62 Gray M63 White



M65 Green M64 Blue

M1 MESH




M11 Black M12 Gray M13 Silver

M2 MESH



M21 Black M22 Gray M23 White




M24 Green M25 Red M26 Blue



M27 Orange M28 Aqua

M3 MESH




M31 Graphite M32 Slate M33 Snow

PLASTICS




WOOD



Omnia Mesh



Pebble



9TO5 SEATING'S EXPRESSSHIP PROGRAM

Need it fast? We have you covered with a wide variety of options!

Our ExpressShip program offers expedited shipment on our seating products and our 9to5 Seating fabric collections, including the Nautilus, Breeze, Signature, Vivid and M1, M2, M3, M4 & M6 Mesh. The Momentum Swift 2.0 fabric card also offers expedited shipment.

Note, if ExpressShip fabric options are combined with other fabrics, then the lead time of the fabric with the longest lead time will be used.

Memo samples are available. Please contact the factory for larger swatches.

THINKING AND ACTING GREEN

9to5 Seating is committed to sustainable and environmentally responsible business practices. This global perspective is endorsed and executed throughout every aspect of our corporate culture, and within our warehousing, manufacturing and office facilities.

We are proud to demonstrate our commitment by offering GREENGUARD GOLD Certified products, participating in the U.S. Environmental Protection Agency's Waste Wise Program, achieving LEED® NC Gold Certification for our corporate headquarters facility, achieving LEVEL®, BIFMA's sustainability certification program for furniture, and partnering with One Tree Planted a non-profit organization committed to global reforestation.

9TO5 SEATING PRODUCTS

- Contribute to Healthier Hospitals Initiative
- All 9to5 Seating products are LEVEL 2 certified. Ellie is LEVEL 3 certified.
- Add points for LEED Certification
- Manufactured using plastic, nylon, steel, aluminum and polypropylene components that are recycled from 40% to 100%
- Use suppliers that share an earth-friendly philosophy
- GREENGUARD GOLD certified



Environmental Data Sheets for all 9to5 Seating products can be found at 9to5seating.com.