



# Sophie

ULTIMATE COMFORT IN A COMPLETE LINE OF LOUNGE SEATING

## LOUNGE

- Lounge collection, including guest, multi-seat, bariatric, bench and tables
- Robust steel frame construction for high-traffic areas
- Cleanout space and wall-saver frame on selected models
- Field replaceable parts and arm caps
- Silver and black frame finishes
- Warranted to 350+ lbs.



Webpage

GSA SIN # 33721

# Sophie

## LOUNGE



Webpage

GSA SIN # 33721

### MODEL / CONTROL

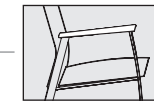
### ARMS MATERIAL

### DIMENSIONS

| MODEL / CONTROL   | ARMS   | MATERIAL |        |        |        |        |        |        |        |        |        | DIMENSIONS  |
|---|--------|----------|--------|--------|--------|--------|--------|--------|--------|--------|--------|---|
|   |        | A        | B/COM  | C      | D      | E      | F      | G      | L3/COL | L4     | L5     |   |
| <b>8111</b><br>Single Guest<br><ul style="list-style-type: none"> <li>• Wall-saver frame</li> <li>• Soft-touch urethane arm pads</li> <li>• Non-marring adjustable glides</li> <li>• Warranted to 350 lbs.</li> </ul> | A80B/G | \$1234   | \$1294 | \$1384 | \$1484 | \$1634 | \$1734 | \$1859 | \$1709 | \$1809 | \$1959 | WIDTH: 25.0<br>DEPTH: 27.5<br>HEIGHT: 34.0<br>SEAT WIDTH: 20.0<br>SEAT DEPTH: 19.0<br>SEAT HEIGHT: 18.0<br>BACK WIDTH: 20.0<br>BACK HEIGHT: 19.0<br>COM: 1.7 YD<br>COL: 35.0 SQ FT<br>WEIGHT: 56.0 LB |
|   |        |          |        |        |        |        |        |        |        |        |        |   |
|   |        |          |        |        |        |        |        |        |        |        |        |   |
| <b>8119</b><br>Bariatric<br><ul style="list-style-type: none"> <li>• Wall-saver frame</li> <li>• Soft-touch urethane arm pads</li> <li>• Non-marring adjustable glides</li> <li>• Warranted to 500 lbs.</li> </ul>    | A80B/G | \$1534   | \$1629 | \$1744 | \$1879 | \$2049 | \$2229 | \$2309 | \$2009 | \$2309 | \$2509 | WIDTH: 35.0<br>DEPTH: 27.5<br>HEIGHT: 34.0<br>SEAT WIDTH: 30.0<br>SEAT DEPTH: 19.0<br>SEAT HEIGHT: 18.0<br>BACK WIDTH: 29.0<br>BACK HEIGHT: 19.0<br>COM: 2.7 YD<br>COL: 40.0 SQ FT<br>WEIGHT: 66.0 LB |
|   |        |          |        |        |        |        |        |        |        |        |        |   |
|   |        |          |        |        |        |        |        |        |        |        |        |   |

### ARM OPTIONS

| CODE        | DESCRIPTION               | PRICE |
|-------------|---------------------------|-------|
| <b>A80B</b> | Soft Touch Pad<br>• Black | +\$0  |
| <b>A80G</b> | Soft Touch Pad<br>• Gray  | +\$0  |

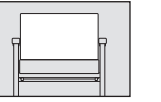
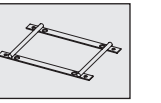


### FRAME COLORS

| CODE        | DESCRIPTION | PRICE |
|-------------|-------------|-------|
| <b>4LGB</b> | Black       | +\$0  |
| <b>4LGS</b> | Silver      | +\$0  |

### ADDITIONAL OPTIONS

| CODE        | DESCRIPTION  | PRICE |
|-------------|--|-------|
| <b>8199</b> | Large Ganging Bracket  | +\$99 |
| <b>TT</b>   | Two Tone Contrasting Upholstery (seat and back)<br>• * If the two upholstery selections are of different grades, the chair will price at the higher of the two grades. | +100* |





# Sophie

ULTIMATE COMFORT IN A COMPLETE LINE OF LOUNGE SEATING

## LOUNGE

- Lounge collection, including guest, multi-seat, bariatric, bench and tables
- Robust steel frame construction for high-traffic areas
- Cleanout space and wall-saver frame on selected models
- Field replaceable parts and arm caps
- Silver and black frame finishes
- Warranted to 350+ lbs.



Webpage

GSA SIN # 33721

# Sophie

## LOUNGE



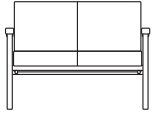
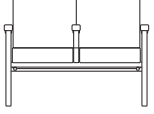
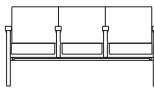
Webpage

GSA SIN # 33721

### MODEL / CONTROL

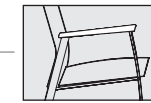
### ARMS MATERIAL

### DIMENSIONS

| MODEL / CONTROL  | ARMS   | MATERIAL | DIMENSIONS |        |        |        |        |        |        |        |        |                   |
|--|--------|----------|------------|--------|--------|--------|--------|--------|--------|--------|--------|-------------------|
|  <p><b>8112</b><br/>Double Seat<br/>W/ Outside Arms</p> <ul style="list-style-type: none"> <li>• Wall-saver frame</li> <li>• Outer armrests feature soft-touch urethane arm pads</li> <li>• Non-marring adjustable glides</li> <li>• Warranted to 525 lbs.</li> </ul>            | A80B/G | A        | B/COM      | C      | D      | E      | F      | G      | L3/COL | L4     | L5     | WIDTH: 46.0       |
|  |        | \$1964   | \$2084     | \$2244 | \$2459 | \$2659 | \$2864 | \$3189 | \$2614 | \$3064 | \$3459 | DEPTH: 27.5       |
|  |        |          |            |        |        |        |        |        |        |        |        | HEIGHT: 34.0      |
|  <p><b>8122</b><br/>Double Seat<br/>W/ Center Arms</p> <ul style="list-style-type: none"> <li>• Wall-saver frame</li> <li>• Outer and inner armrests feature soft-touch urethane arm pads</li> <li>• Non-marring adjustable glides</li> <li>• Warranted to 525 lbs.</li> </ul>   | A80B/G | A        | B/COM      | C      | D      | E      | F      | G      | L3/COL | L4     | L5     | SEAT WIDTH: 20.0  |
|  |        | \$2130   | \$2250     | \$2410 | \$2625 | \$2825 | \$3030 | \$3355 | \$2780 | \$3230 | \$3625 | SEAT DEPTH: 19.0  |
|  |        |          |            |        |        |        |        |        |        |        |        | SEAT HEIGHT: 18.0 |
|  <p><b>8123</b><br/>Triple Seat<br/>W/ Center Arms</p> <ul style="list-style-type: none"> <li>• Wall-saver frame</li> <li>• Outer and inner armrests feature soft-touch urethane arm pads</li> <li>• Non-marring adjustable glides</li> <li>• Warranted to 750 lbs.</li> </ul> | A80B/G | A        | B/COM      | C      | D      | E      | F      | G      | L3/COL | L4     | L5     | BACK WIDTH: 20.0  |
|  |        | \$3001   | \$3181     | \$3426 | \$3726 | \$4016 | \$4301 | \$4701 | \$3651 | \$4501 | \$5001 | BACK HEIGHT: 19.0 |
|  |        |          |            |        |        |        |        |        |        |        |        | COM: 3.0 YD       |
|  |        |          |            |        |        |        |        |        |        |        |        | COL: 70.0 YD      |
|  |        |          |            |        |        |        |        |        |        |        |        | WEIGHT: 87.0 LB   |
|  |        |          |            |        |        |        |        |        |        |        |        | WEIGHT: 47.5      |
|  |        |          |            |        |        |        |        |        |        |        |        | DEPTH: 27.5       |
|  |        |          |            |        |        |        |        |        |        |        |        | HEIGHT: 34.0      |
|  |        |          |            |        |        |        |        |        |        |        |        | SEAT WIDTH: 20.5  |
|  |        |          |            |        |        |        |        |        |        |        |        | SEAT DEPTH: 19.0  |
|  |        |          |            |        |        |        |        |        |        |        |        | SEAT HEIGHT: 18.0 |
|  |        |          |            |        |        |        |        |        |        |        |        | BACK WIDTH: 20.0  |
|  |        |          |            |        |        |        |        |        |        |        |        | BACK HEIGHT: 19.0 |
|  |        |          |            |        |        |        |        |        |        |        |        | COM: 3.0 YD       |
|  |        |          |            |        |        |        |        |        |        |        |        | COL: 70.0 YD      |
|  |        |          |            |        |        |        |        |        |        |        |        | WEIGHT: 95.0 LB   |
|  |        |          |            |        |        |        |        |        |        |        |        | WIDTH: 70.0       |
|  |        |          |            |        |        |        |        |        |        |        |        | DEPTH: 27.5       |
|  |        |          |            |        |        |        |        |        |        |        |        | HEIGHT: 34.0      |
|  |        |          |            |        |        |        |        |        |        |        |        | SEAT WIDTH: 20.5  |
|  |        |          |            |        |        |        |        |        |        |        |        | SEAT DEPTH: 19.0  |
|  |        |          |            |        |        |        |        |        |        |        |        | SEAT HEIGHT: 18.0 |
|  |        |          |            |        |        |        |        |        |        |        |        | BACK WIDTH: 20.0  |
|  |        |          |            |        |        |        |        |        |        |        |        | BACK HEIGHT: 19.0 |
|  |        |          |            |        |        |        |        |        |        |        |        | COM: 4.4 YD       |
|  |        |          |            |        |        |        |        |        |        |        |        | COL: 105.0 YD     |
|  |        |          |            |        |        |        |        |        |        |        |        | WEIGHT: 136.0 LB  |

### ARM OPTIONS

| CODE        | DESCRIPTION               | PRICE |
|-------------|---------------------------|-------|
| <b>A80B</b> | Soft Touch Pad<br>• Black | +\$60 |
| <b>A80G</b> | Soft Touch Pad<br>• Gray  | +\$60 |

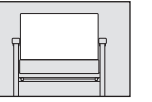
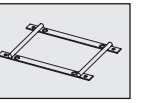


### FRAME COLORS

| CODE        | DESCRIPTION | PRICE |
|-------------|-------------|-------|
| <b>4LGB</b> | Black       | +\$0  |
| <b>4LGS</b> | Silver      | +\$0  |

### ADDITIONAL OPTIONS

| CODE        | DESCRIPTION  | PRICE |
|-------------|--|-------|
| <b>8199</b> | Large Ganging Bracket  | +\$99 |
| <b>TT</b>   | Two Tone Contrasting Upholstery (seat and back)<br>• * If the two upholstery selections are of different grades, the chair will price at the higher of the two grades. | +100* |





# Sophie

ULTIMATE COMFORT IN A COMPLETE LINE OF LOUNGE SEATING

## LOUNGE BENCHES

- Lounge collection, including guest, multi-seat, bariatric, bench and tables
- Robust steel frame construction for high-traffic areas
- Cleanout space and wall-saver frame on selected models
- Field replaceable parts and arm caps
- Silver and black frame finishes
- Warranted to 350+ lbs.



Webpage

GSA SIN # 33721

# Sophie

## LOUNGE BENCHES



Webpage

GSA SIN # 33721

### MODEL / CONTROL

### MATERIAL

### DIMENSIONS



#### 8103

##### Triple Bench

- Three-seat bench
- Non-marring adjustable glides
- Warranted to 750 lbs.

| A      | B/COM  | C      | D      | E      | F      | G      | L3/COL | L4     | L5     |
|--------|--------|--------|--------|--------|--------|--------|--------|--------|--------|
| \$2022 | \$2132 | \$2242 | \$2372 | \$2532 | \$2672 | \$2807 | \$2622 | \$2772 | \$3122 |
|        |        |        |        |        |        |        |        |        |        |
|        |        |        |        |        |        |        |        |        |        |

WIDTH: 61.5  
 DEPTH: 23.5  
 HEIGHT: 18.0  
 SEAT WIDTH: 20.5  
 SEAT DEPTH: 23.5  
 SEAT HEIGHT: 18.0  
 BACK WIDTH: N/A  
 BACK HEIGHT: N/A  
 COM: 2.3 YD  
 COL: N/A  
 WEIGHT: 62.0 LB



#### 8104

##### Double Bench W/ Table Top

- Two-seat bench with center tabletop
- Non-marring adjustable glides
- Warranted to 525 lbs.

| A      | B/COM  | C      | D      | E      | F      | G      | L3/COL | L4     | L5     |
|--------|--------|--------|--------|--------|--------|--------|--------|--------|--------|
| \$1914 | \$1979 | \$2054 | \$2144 | \$2259 | \$2339 | \$2449 | \$2339 | \$2439 | \$2614 |
|        |        |        |        |        |        |        |        |        |        |
|        |        |        |        |        |        |        |        |        |        |

WIDTH: 61.5  
 DEPTH: 23.5  
 HEIGHT: 18.0  
 SEAT WIDTH: 20.5  
 SEAT DEPTH: 23.5  
 SEAT HEIGHT: 18.0  
 BACK WIDTH: N/A  
 BACK HEIGHT: N/A  
 COM: 1.8 YD  
 COL: N/A  
 WEIGHT: 62.0 LB

### FRAME COLORS

| CODE        | DESCRIPTION | PRICE |
|-------------|-------------|-------|
| <b>4LGB</b> | Black       | +\$0  |
| <b>4LGS</b> | Silver      | +\$0  |

### LAMINATE COLORS

| CODE       | DESCRIPTION    | PRICE |
|------------|----------------|-------|
| <b>BKL</b> | Black          | +\$0  |
| <b>DWL</b> | Designer White | +\$0  |
| <b>PTL</b> | Platinum       | +\$0  |

