



Shuttle

THE ULTIMATE UTILITY CHAIR

4 LEG

- Multipurpose seating, including stacking, side, stools and bariatric
- All plastic, upholstered seat or fully upholstered
- Wall-saver frame on select models
- Plastic back and upholstered back models warranted to 350 lbs., mesh back to 300 lbs., bariatric to 600 lbs.

Webpage

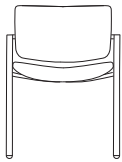


GSA SIN # 33721

MODEL / CHAIR TYPE

ARMS MATERIAL

DIMENSIONS



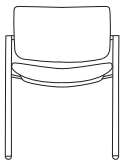
1210 / FRM

Plastic Back - PB & Plastic Seat - PS Stacking

- Non-marring floor glides
- Stacks 4 high on floor
- Stacks 10 high on optional dolly
- Wall-saver frame

	P										
A00	\$400										
A18	\$465										
TRF	\$575										

	ARMLESS	ARMS
WIDTH:	22.0	25.5
DEPTH:	25.0	25.0
HEIGHT:	33.0	33.0
SEAT WIDTH:	19.5	19.5
SEAT DEPTH:	17.0	17.0
SEAT HEIGHT:	17.7	17.7
BACK WIDTH:	20.0	20.0
BACK HEIGHT:	16.0	16.0
COM:	N/A	N/A
COL:	N/A	N/A
WEIGHT:	21.0 LB	24.0 LB



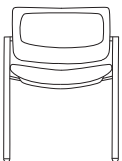
1210 / FRM

Plastic Back - PB & Upholstered Seat - US Stacking

- Non-marring floor glides
- Stacks 4 high on floor
- Stacks 10 high on optional dolly
- Wall-saver frame

	A	B/COM	C	D	E	F	G	L3/COL	L4	L5
A00	\$440	\$468	\$495	\$530	\$587	\$632	\$673	\$615	\$640	\$715
A18	\$505	\$533	\$560	\$595	\$652	\$697	\$738	\$680	\$705	\$780
TRF	\$615	\$643	\$670	\$705	\$762	\$807	\$848	\$790	\$815	\$890

	ARMLESS	ARMS
WIDTH:	22.0	25.5
DEPTH:	25.0	25.0
HEIGHT:	33.0	33.0
SEAT WIDTH:	19.5	19.5
SEAT DEPTH:	17.0	17.0
SEAT HEIGHT:	17.7	17.7
BACK WIDTH:	20.0	20.0
BACK HEIGHT:	16.0	16.0
COM:	1.2 YD	1.2 YD
COL:	N/A	N/A
WEIGHT:	21.0 LB	24.0 LB



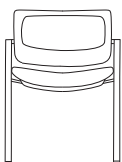
1210 / FRM

Mesh Back - MB & Plastic Seat - PS Stacking

- All mesh styles available M1, M2, M3, M4
- Non-marring floor glides
- Stacks 4 high on floor
- Stacks 10 high on optional dolly
- Wall-saver frame

	P									
A00	\$465									
A18	\$530									
TRF	\$640									

	ARMLESS	ARMS
WIDTH:	22.0	25.5
DEPTH:	25.0	25.0
HEIGHT:	33.0	33.0
SEAT WIDTH:	19.5	19.5
SEAT DEPTH:	17.0	17.0
SEAT HEIGHT:	17.0	17.0
BACK WIDTH:	20.0	20.0
BACK HEIGHT:	16.0	16.0
COM:	N/A	N/A
COL:	N/A	N/A
WEIGHT:	21.0 LB	24.0 LB



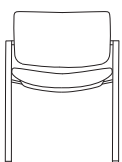
1210 / FRM

Mesh Back - MB & Upholstered Seat - US Stacking

- All mesh styles available M1, M2, M3, M4
- Non-marring floor glides
- Stacks 4 high on floor
- Stacks 10 high on optional dolly
- Wall-saver frame

	A	B/COM	C	D	E	F	G	L3/COL	L4	L5
A00	\$505	\$533	\$560	\$595	\$652	\$697	\$738	\$680	\$705	\$780
A18	\$570	\$598	\$625	\$660	\$717	\$762	\$803	\$745	\$770	\$845
TRF	\$680	\$708	\$735	\$770	\$827	\$872	\$913	\$855	\$880	\$955

	ARMLESS	ARMS
WIDTH:	22.0	25.5
DEPTH:	25.0	25.0
HEIGHT:	33.0	33.0
SEAT WIDTH:	19.5	19.5
SEAT DEPTH:	17.0	17.0
SEAT HEIGHT:	17.0	17.0
BACK WIDTH:	20.0	20.0
BACK HEIGHT:	16.0	16.0
COM:	0.8 YD	0.8 YD
COL:	N/A	N/A
WEIGHT:	21.0 LB	24.0 LB



1210 / FRM

Upholstered Back & Upholstered Seat - US Stacking

- Non-marring floor glides
- Stacks 4 high on floor
- Stacks 6 high on optional dolly
- Wall-saver frame

	A	B/COM	C	D	E	F	G	L3/COL	L4	L5
A00	\$495	\$535	\$570	\$630	\$680	\$760	\$821	\$695	\$825	\$945
A18	\$560	\$600	\$635	\$695	\$745	\$825	\$886	\$760	\$890	\$1010
TRF	\$670	\$710	\$745	\$805	\$855	\$935	\$996	\$870	\$1000	\$1120

	ARMLESS	ARMS
WIDTH:	22.0	25.5
DEPTH:	25.0	25.0
HEIGHT:	33.0	33.0
SEAT WIDTH:	19.5	19.5
SEAT DEPTH:	17.0	17.0
SEAT HEIGHT:	17.7	17.7
BACK WIDTH:	20.0	20.0
BACK HEIGHT:	16.0	16.0
COM:	1.2 YD	1.2 YD
COL:	N/A	N/A
WEIGHT:	21.0 LB	24.0 LB

Shuttle

4 LEG

Webpage



GSA SIN # 33721

SHIPPING OPTIONS

CODE	DESCRIPTION	PRICE
AB	Assembled in Bag	+\$0
AC	Assembled in Carton	+\$0

Shuttle ships up to 3 per carton

STOOL OPTIONS

CODE	DESCRIPTION	PRICE
ST27B	27" Counter Stool • Use for work surfaces up to 36" high • Black	+\$130
ST27S	27" Counter Stool • Use for work surfaces up to 36" high • Silver	+\$130
ST30B	30" Bar Stool • Use for work surfaces up to 42" high • Black	+\$150
ST30S	30" Bar Stool • Use for work surfaces up to 42" high • Silver	+\$150

ARM OPTIONS

CODE	DESCRIPTION	PRICE
A18B	Soft Touch Polyurethane Arm Black	+\$65
A18G	Soft Touch Polyurethane Arm Gray	+\$65
TRF	Right Tablet Arm Available with Black Frame Only Tablet size: 12.5" x 23.25" x .75"	+\$175

FRAME COLORS

CODE	DESCRIPTION	PRICE
4LGB	Black	+\$0
4LGS	Silver	+\$0

PLASTIC COLORS

CODE	DESCRIPTION	PRICE	CODE	DESCRIPTION	PRICE
P01	Black Swan	+\$0	P15	Cloud Gray	+\$0
P05	White Whisper	+\$0	P16	Lagoon Blue	+\$0
P11	Federal Blue	+\$0	P17	Apple Green	+\$0
P12	Crimson Red	+\$0	P18	Tangerine Orange	+\$0
P13	Lemon Yellow	+\$0	P19	Latte	+\$0
P14	Dove Gray	+\$0	P20	Azure Blue	+\$0

MESH COLORS

CODE	DESCRIPTION	PRICE	CODE	DESCRIPTION	PRICE
M11	Black, M1	+\$0	M33	Snow, M3	+\$30
M12	Gray, M1	+\$0	M40	Latte, M4	+\$30
M13	Silver, M1	+\$0	M41	Cloud, M4	+\$30
M21	Black, M2	+\$30	M42	Lemon, M4	+\$30
M22	Gray, M2	+\$30	M43	Apple, M4	+\$30
M23	White, M2	+\$30	M46	Crimson Red, M4	+\$30
M24	Green, M2	+\$30	M48	Onyx, M4	+\$30
M25	Red, M2	+\$30	M49	Dove, M4	+\$30
M26	Blue, M2	+\$30	M50	Azure, M4	+\$30
M27	Orange, M2	+\$30	M51	Federal Blue, M4	+\$30
M28	Aqua, M2	+\$30	M52	White Whisper, M4	+\$30
M31	Graphite, M3	+\$30			
M32	Slate, M3	+\$30			

CASTER OPTIONS

CODE	DESCRIPTION	PRICE
C5	Carpet Casters	+\$45
C5S	Hard Floor and Carpet Casters	+\$75

ADDITIONAL OPTIONS

CODE	DESCRIPTION	PRICE
BN1	Black Ballistic Nylon Back w/ Grade A Fabrics	+\$35
BN2	Black Ballistic Nylon Back w/ Grade B and Up	+\$50
EF2	2" Extra Foam on Seat	+\$30
MFI	1" Visco Elastic Memory Foam on Seat	+\$50
G19B	Tapered Plastic Glide • Black	+\$0
G19G	Tapered Plastic Glide • Gray	+\$0
G19BN	Swivel Nylon Glide • Black Nylon	+\$20
G19GN	Swivel Nylon Glide • Gray Nylon	+\$20
G19BS	Swivel Steel Glide • Black Steel	+\$20
G19GS	Swivel Steel Glide • Gray Steel	+\$20
G19BF	Swivel Felt Glide • Black Felt	+\$20
G19GF	Swivel Felt Glide • Gray Felt	+\$20

ACCESSORIES

CODE	DESCRIPTION	PRICE
DL5	Stacking Dolly • Stacks Chairs 10 High	+\$399
GC1	Ganging Clip • 2 per Set • Armless-to-Armless	+\$30
GC2	Ganging Clip • 2 per Set • Arm-to-Arm	+\$30
BRK	Book Rack in Black Only • Available on All Models • Not Stackable with BRK	+\$70

CAUTION: Careless stacking of chairs may scratch and damage frames. Due to the nature of vinyl upholstery, stacking may cause impressions on the seat. 9to5 Seating does not warrant the effects of the stacking on vinyl upholstery.



Shuttle

THE ULTIMATE UTILITY CHAIR

SLED

- Multipurpose seating, including stacking, side, stools and bariatric
- All plastic, upholstered seat or fully upholstered
- Wall-saver frame on select models
- Plastic back and upholstered back models warranted to 350 lbs., mesh back to 300 lbs., bariatric to 600 lbs.

Webpage

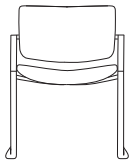


GSA SIN # 33721

MODEL / CHAIR TYPE

ARMS MATERIAL

DIMENSIONS



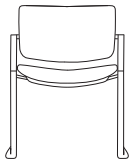
1210 / FRM

Plastic Back - PB & Plastic Seat - PS Sled

- Non-marring floor glides
- Wall-saver frame

	P											
A00	\$500											
A18	\$565											

	ARMLESS	ARMS
WIDTH:	22.0	25.5
DEPTH:	25.0	25.0
HEIGHT:	33.0	33.0
SEAT WIDTH:	19.5	19.5
SEAT DEPTH:	17.0	17.0
SEAT HEIGHT:	17.0	17.0
BACK WIDTH:	20.0	20.0
BACK HEIGHT:	16.0	16.0
COM:	N/A	N/A
COL:	N/A	N/A
WEIGHT:	21.0 LB	24.0 LB



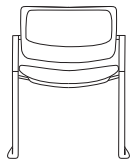
1210 / FRM

Plastic Back - PB & Upholstered Seat - US Sled

- Non-marring floor glides
- Wall-saver frame

	A	B/COM	C	D	E	F	G	L3/COL	L4	L5
A00	\$540	\$568	\$595	\$630	\$687	\$732	\$773	\$715	\$740	\$815
A18	\$605	\$633	\$660	\$695	\$752	\$797	\$838	\$780	\$805	\$880

	ARMLESS	ARMS
WIDTH:	22.0	25.5
DEPTH:	25.0	25.0
HEIGHT:	33.0	33.0
SEAT WIDTH:	19.5	19.5
SEAT DEPTH:	17.0	17.0
SEAT HEIGHT:	17.0	17.0
BACK WIDTH:	20.0	20.0
BACK HEIGHT:	16.0	16.0
COM:	1.2 YD	1.2 YD
COL:	N/A	N/A
WEIGHT:	21.0 LB	24.0 LB



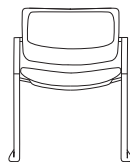
1210 / FRM

Mesh Back - MB & Plastic Seat - PS Sled

- All mesh styles available M1, M2, M3, M4
- Non-marring floor glides
- Wall-saver frame

	P											
A00	\$565											
A18	\$630											

	ARMLESS	ARMS
WIDTH:	22.0	25.5
DEPTH:	25.0	25.0
HEIGHT:	33.0	33.0
SEAT WIDTH:	19.5	19.5
SEAT DEPTH:	17.0	17.0
SEAT HEIGHT:	17.0	17.0
BACK WIDTH:	20.0	20.0
BACK HEIGHT:	16.0	16.0
COM:	N/A	N/A
COL:	N/A	N/A
WEIGHT:	21.0 LB	24.0 LB



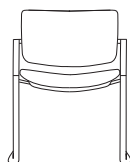
1210 / FRM

Mesh Back - MB & Upholstered Seat - US Sled

- All mesh styles available M1, M2, M3, M4
- Non-marring floor glides
- Wall-saver frame

	A	B/COM	C	D	E	F	G	L3/COL	L4	L5
A00	\$605	\$633	\$660	\$695	\$752	\$797	\$838	\$780	\$805	\$880
A18	\$670	\$698	\$725	\$760	\$817	\$862	\$903	\$845	\$870	\$945

	ARMLESS	ARMS
WIDTH:	22.0	25.5
DEPTH:	25.0	25.0
HEIGHT:	33.0	33.0
SEAT WIDTH:	19.5	19.5
SEAT DEPTH:	17.0	17.0
SEAT HEIGHT:	17.0	17.0
BACK WIDTH:	20.0	20.0
BACK HEIGHT:	16.0	16.0
COM:	0.8 YD	0.8 YD
COL:	N/A	N/A
WEIGHT:	23.0 LB	26.0 LB



1210 / FRM

Upholstered Back & Upholstered Seat - US Sled

- Non-marring floor glides
- Wall-saver frame

	A	B/COM	C	D	E	F	G	L3/COL	L4	L5
A00	\$595	\$635	\$670	\$730	\$780	\$860	\$921	\$795	\$925	\$1045
A18	\$660	\$700	\$735	\$795	\$845	\$925	\$986	\$860	\$990	\$1110

	ARMLESS	ARMS
WIDTH:	22.0	25.5
DEPTH:	25.0	25.0
HEIGHT:	33.0	33.0
SEAT WIDTH:	19.5	19.5
SEAT DEPTH:	17.0	17.0
SEAT HEIGHT:	19.0	19.0
BACK WIDTH:	20.0	20.0
BACK HEIGHT:	16.0	16.0
COM:	1.2 YD	1.2 YD
COL:	N/A	N/A
WEIGHT:	24.0 LB	27.0 LB

Shuttle

SLED

Webpage



GSA SIN # 33721

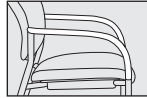
SHIPPING OPTIONS

CODE	DESCRIPTION	PRICE
AB	Assembled in Bag	+\$0
AC	Assembled in Carton	+\$0

Shuttle ships up to 3 per carton

ARM OPTIONS

CODE	DESCRIPTION	PRICE
A18B	Soft Touch Polyurethane Arm Black	+\$65
A18G	Soft Touch Polyurethane Arm Gray	+\$65



FRAME COLORS

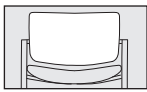
CODE	DESCRIPTION	PRICE
SLDB	Black	+\$0
SLDS	Silver	+\$0

PLASTIC COLORS

CODE	DESCRIPTION	PRICE	CODE	DESCRIPTION	PRICE
P01	Black Swan	+\$0	P15	Cloud Gray	+\$0
P05	White Whisper	+\$0	P16	Lagoon Blue	+\$0
P11	Federal Blue	+\$0	P17	Apple Green	+\$0
P12	Crimson Red	+\$0	P18	Tangerine Orange	+\$0
P13	Lemon Yellow	+\$0	P19	Latte	+\$0
P14	Dove Gray	+\$0	P20	Azure Blue	+\$0

ADDITIONAL OPTIONS

CODE	DESCRIPTION	PRICE
BN1	Black Ballistic Nylon Back w/ Grade A Fabrics	+\$35
BN2	Black Ballistic Nylon Back w/ Grade B and Up	+\$0
EF2	2" Extra Foam on Seat	+\$30
MFI	1" Visco Elastic Memory Foam on Seat	+\$50

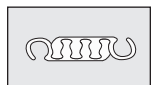


MESH COLORS

CODE	DESCRIPTION	PRICE	CODE	DESCRIPTION	PRICE
M11	Black, M1	+\$0	M32	Slate, M3	+\$30
M12	Gray, M1	+\$0	M33	Snow, M3	+\$30
M13	Silver, M1	+\$0	M40	Latte, M4	+\$30
M21	Black, M2	+\$30	M41	Cloud, M4	+\$30
M22	Gray, M2	+\$30	M42	Lemon, M4	+\$30
M23	White, M2	+\$30	M43	Apple, M4	+\$30
M24	Green, M2	+\$30	M46	Crimson Red, M4	+\$30
M25	Red, M2	+\$30	M48	Onyx, M4	+\$30
M26	Blue, M2	+\$30	M49	Dove, M4	+\$30
M27	Orange, M2	+\$30	M50	Azure, M4	+\$30
M28	Aqua, M2	+\$30	M51	Federal Blue, M4	+\$30
M31	Graphite, M3	+\$30	M52	White Whisper, M4	+\$30

ACCESSORIES

CODE	DESCRIPTION	PRICE
GC1	Ganging Clip • 2 per Set • Armless-to-Armless	+\$30
GC2	Ganging Clip • 2 per Set • Arm-to-Arm	+\$30



CAUTION: Careless stacking of chairs may scratch and damage frames. Due to the nature of vinyl upholstery, stacking may cause impressions on the seat. 9to5 Seating does not warrant the effects of the stacking on vinyl upholstery.



Shuttle

THE ULTIMATE UTILITY CHAIR

BARIATRIC

- Multipurpose seating, including stacking, side, stools and bariatric
- Fully upholstered
- Wall-saver frame on select models
- Warranted to 600 lbs.

Webpage

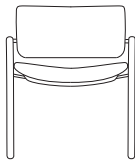


GSA SIN # 33721

MODEL / CHAIR TYPE

ARMS MATERIAL

DIMENSIONS



1250 / FRM

Upholstered Back - UB
& Upholstered Seat - US
Bariatric

- Steel reinforced seat and back
- 30" wide seat
- Does not stack
- Warranted to 600 lbs.

	A	B/COM	C	D	E	F	G
A18	\$1021	\$1091	\$1136	\$1206	\$1286	\$1376	\$1476

ARMS

WIDTH:	36.5
DEPTH:	25.0
HEIGHT:	33.0
SEAT WIDTH:	31.0
SEAT DEPTH:	17.0
SEAT HEIGHT:	19.0
BACK WIDTH:	30.0
BACK HEIGHT:	16.0
COM:	2.1 YD
COL:	N/A
WEIGHT:	32.0 LB

Shuttle

BARIATRIC

Webpage



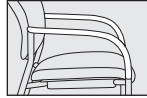
GSA SIN # 33721

SHIPPING OPTIONS

CODE	DESCRIPTION	PRICE
AB	Assembled in Bag	+\$0
AC	Assembled in Carton	+\$0

ARM OPTIONS

CODE	DESCRIPTION	PRICE
A18B	Soft Touch Polyurethane Arm Black	+\$65
A18G	Soft Touch Polyurethane Arm Gray	+\$65

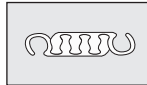


FRAME COLORS

CODE	DESCRIPTION	PRICE
4LGB	Black	+\$0
4LGS	Silver	+\$0

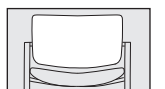
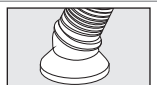
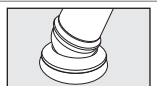
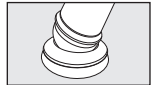
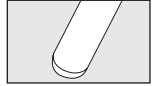
ACCESSORIES

CODE	DESCRIPTION	PRICE
GC2	Ganging Clip • 2 per Set • Arm-to-Arm	+\$30



ADDITIONAL OPTIONS

CODE	DESCRIPTION	PRICE
G18	Dome Glide	+\$0
G8	Swivel Steel Glide • 4 per Set	+\$20
G9	Swivel Nylon Glide • 4 per Set	+\$20
G10	Swivel Felt Glide • 4 per Set	+\$20
BN1	Black Ballistic Nylon Back w/ Grade A Fabrics	+\$35
BN2	Black Ballistic Nylon Back w/ Grade B and Up	+\$50
EF2	2" Extra Foam on Seat	+\$30
MFI	1" Visco Elastic Memory Foam on Seat	+\$50



CAUTION: Careless stacking of chairs may scratch and damage frames. Due to the nature of vinyl upholstery, stacking may cause impressions on the seat. 9to5 Seating does not warrant the effects of the stacking on vinyl upholstery.