

dash

a cool sit with a modern look

ALL PLASTIC - AP - GUEST

GSA SIN # 33721 PENDING

- Stacking side, guest, task and stool
- Perforated breathable back
- Flexback movement
- All plastic and upholstered seat options
- Pull handle for easy mobility
- Warranted to 300 lbs.






CREATING DASH MODEL NUMBER

MODEL NUMBER CONTROL FRAME COLOR UPHOLSTERY PLASTIC COLOR CASTERS PACKAGING OPTIONS
1130-GT-F-AP-P-C-A

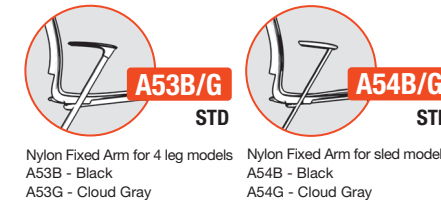
PACKAGING NOTES

CODE	DESCRIPTION	LIST UPCHARGE
AB	ASSEMBLED IN BAG	\$0
AC	ASSEMBLED IN CARTON	\$0

Dash stacking chairs ship up to 3 per carton

MODEL	CONTROL	DESCRIPTION	ARM	PLASTIC	FEATURES	DIMENSIONS	ARM OPTIONS	CASTER OPTIONS	ADDITIONAL OPTIONS	ACCESSORIES
1130	GT	4-LEG GUEST STACKING ARMLESS Plastic back with plastic seat	A00	P 327	<ul style="list-style-type: none"> • Stacks 4 high on the floor • Stacks 8 high on the optional stacking dolly • Arms and glides coordinate with the frame color • Non-marring floor glides 	WIDTH: 21.0 DEPTH: 21.0 HEIGHT: 34.0 SEAT WIDTH: 18.0 SEAT DEPTH: 16.0 SEAT HEIGHT: 18.0 BACK WIDTH: 18.0 BACK HEIGHT: 17.5 WEIGHT: 16.0 LB	 A53B/G STD Nylon Fixed Arm for 4 leg models A53B - Black A53G - Cloud Gray  A54B/G STD Nylon Fixed Arm for sled model A54B - Black A54G - Cloud Gray	 C12S STD Hard Floor and Carpet Casters		
1131	GT	4-LEG GUEST STACKING ARMED Plastic back with plastic seat	A53	P 382	<ul style="list-style-type: none"> • Stacks 4 high on the floor • Stacks 8 high on the optional stacking dolly • Arms and glides coordinate with the frame color • Non-marring floor glides 	WIDTH: 22.5 DEPTH: 21.0 HEIGHT: 34.0 SEAT WIDTH: 18.0 SEAT DEPTH: 16.0 SEAT HEIGHT: 18.0 BACK WIDTH: 18.0 BACK HEIGHT: 18.0 WEIGHT: 18.0 LB				
1130	GT	4-LEG GUEST STACKING ARMLESS WITH CASTERS Plastic back with plastic seat	A00	P 372	<ul style="list-style-type: none"> • Stacks 4 high on the floor • Stacks 8 high on the optional stacking dolly • Arms and glides coordinate with the frame color 	WIDTH: 21.0 DEPTH: 21.0 HEIGHT: 34.0 SEAT WIDTH: 18.0 SEAT DEPTH: 16.0 SEAT HEIGHT: 18.0 BACK WIDTH: 18.0 BACK HEIGHT: 17.5 WEIGHT: 16.0 LB				
1131	GT	4-LEG GUEST STACKING ARMED WITH CASTERS Plastic back with plastic seat	A53	P 427	<ul style="list-style-type: none"> • Stacks 4 high on the floor • Stacks 8 high on the optional stacking dolly • Arms and glides coordinate with the frame color 	WIDTH: 22.5 DEPTH: 21.0 HEIGHT: 34.0 SEAT WIDTH: 18.0 SEAT DEPTH: 16.0 SEAT HEIGHT: 18.0 BACK WIDTH: 18.0 BACK HEIGHT: 18.0 WEIGHT: 18.0 LB				
1134	GT	SLED GUEST STACKING ARMLESS Plastic back with plastic seat	A00	P 301	<ul style="list-style-type: none"> • Stacks 7 high on the floor • Stacks 20 high on the optional stacking dolly • Arms and glides coordinate with the frame color • Optional glides available 	WIDTH: 21.0 DEPTH: 21.0 HEIGHT: 36.0 SEAT WIDTH: 18.0 SEAT DEPTH: 16.0 SEAT HEIGHT: 18.0 BACK WIDTH: 18.0 BACK HEIGHT: 17.5 WEIGHT: 16.0 LB				
1135	GT	SLED GUEST STACKING ARMED Plastic back with plastic seat	A54	P 356	<ul style="list-style-type: none"> • Stacks 7 high on the floor • Stacks 20 high on the optional stacking dolly • Arms and glides coordinate with the frame color • Optional glides available 	WIDTH: 21.0 DEPTH: 21.0 HEIGHT: 36.0 SEAT WIDTH: 18.0 SEAT DEPTH: 16.0 SEAT HEIGHT: 18.0 BACK WIDTH: 18.0 BACK HEIGHT: 17.5 WEIGHT: 18.0 LB				

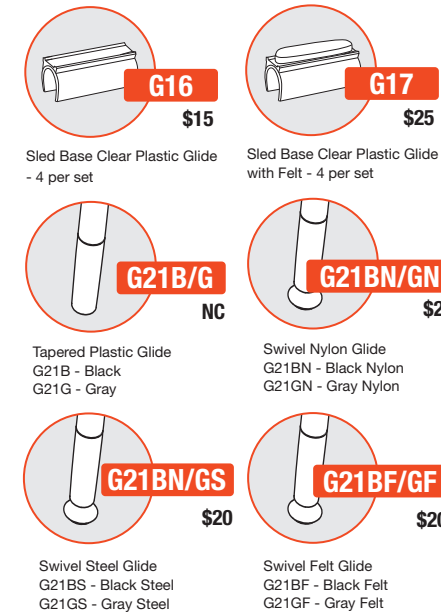
ARM OPTIONS



CASTER OPTIONS



ADDITIONAL OPTIONS



ACCESSORIES



FRAME COLORS

BLACK BF	SILVER SF
-------------	--------------

PLASTIC COLORS

BLACK SWAN P01	WHITE WHISPER P05	FEDERAL BLUE P11	CRIMSON RED P12
LEMON YELLOW P13	DOVE GRAY P14	CLOUD GRAY P15	LAGOON BLUE P16
APPLE GREEN P17	TANGERINE ORANGE P18	LATTE P19	AZURE BLUE P20

(BACK AND SEAT)

CAUTION: Careless stacking of chairs may scratch and damage frames. *Due to the nature of vinyl upholstery, stacking may cause impressions on the seat. 9to5 Seating does not warrant the effects of the stacking on vinyl upholstery.

dash

a cool sit with a modern look

GSA SIN # 33721 PENDING

- Stacking side, guest, task and stool
- Perforated breathable back
- Flexback movement
- All plastic and upholstered seat options
- Pull handle for easy mobility
- Warranted to 300 lbs.



CREATING DASH MODEL NUMBER

MODEL NUMBER CONTROL FRAME COLOR UPHOLSTERY PLASTIC COLOR PACKAGING OPTIONS
113 - **ST** - **F** - **AP** - **P** - **A** -

PACKAGING NOTES

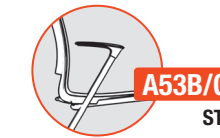
CODE	DESCRIPTION	LIST UPCHARGE
AB	ASSEMBLED IN BAG	\$0
AC	ASSEMBLED IN CARTON	\$0

Dash stools ship 1 per carton

ALL PLASTIC - AP - STOOLS

MODEL	CONTROL	DESCRIPTION	ARM	PLASTIC	FEATURES	DIMENSIONS
1130	ST24	24" COUNTER STOOL ARMLESS Plastic back with plastic seat	A00	P 457	<ul style="list-style-type: none"> • Stacks 4 high on the floor • Arms and glides coordinate with the frame color • Non-marring floor glides 	WIDTH: 21.0 DEPTH: 21.0 HEIGHT: 39.5 SEAT WIDTH: 18.0 SEAT DEPTH: 16.0 SEAT HEIGHT: 24.0 BACK WIDTH: 18.0 BACK HEIGHT: 17.5 WEIGHT: 21.5 LB
1131	ST24	24" COUNTER STOOL WITH ARMS Plastic back with plastic seat	A53	P 512	<ul style="list-style-type: none"> • Stacks 4 high on the floor • Arms and glides coordinate with the frame color • Non-marring floor glides 	WIDTH: 22.5 DEPTH: 21.0 HEIGHT: 39.5 SEAT WIDTH: 18.0 SEAT DEPTH: 16.0 SEAT HEIGHT: 24.0 BACK WIDTH: 18.0 BACK HEIGHT: 17.5 WEIGHT: 23.5 LB
1130	ST30	30" BAR STOOL ARMLESS Plastic back with plastic seat	A00	P 477	<ul style="list-style-type: none"> • Stacks 4 high on the floor • Arms and glides coordinate with the frame color • Non-marring floor glides 	WIDTH: 21.0 DEPTH: 21.0 HEIGHT: 45.5 SEAT WIDTH: 18.0 SEAT DEPTH: 16.0 SEAT HEIGHT: 30.0 BACK WIDTH: 18.0 BACK HEIGHT: 17.5 WEIGHT: 24.0 LB
1131	ST30	30" BAR STOOL WITH ARMS Plastic back with plastic seat	A53	P 532	<ul style="list-style-type: none"> • Stacks 4 high on the floor • Arms and glides coordinate with the frame color • Non-marring floor glides 	WIDTH: 22.5 DEPTH: 21.0 HEIGHT: 45.5 SEAT WIDTH: 18.0 SEAT DEPTH: 16.0 SEAT HEIGHT: 30.0 BACK WIDTH: 18.0 BACK HEIGHT: 17.5 WEIGHT: 26.0 LB

ARM OPTIONS



A53B/G
STD
Nylon Fixed Arm for 4 leg models
A53B - Black
A53G - Cloud Gray

ADDITIONAL OPTIONS



G21B/G
NC
Tapered Plastic Glide
G21B - Black
G21G - Gray



G21BN/GN
\$20
Swivel Nylon Glide
G21BN - Black Nylon
G21GN - Gray Nylon



G21BS/GS
\$20
Swivel Steel Glide
G21BS - Black Steel
G21GS - Gray Steel



G21BF/GF
\$20
Swivel Felt Glide
G21BF - Black Felt
G21GF - Gray Felt

FRAME COLORS

BLACK BF	SILVER SF
-------------	--------------

PLASTIC COLORS

BLACK SWAN P01	WHITE WHISPER P05	FEDERAL BLUE P11	CRIMSON RED P12	LEMON YELLOW P13	DOVE GRAY P14
CLOUD GRAY P15	LAGOON BLUE P16	APPLE GREEN P17	TANGERINE ORANGE P18	LATTE P19	AZURE BLUE P20

(BACK AND SEAT)

dash

a cool sit with a modern look

GSA SIN # 33721 PENDING

- Stacking side, guest, task and stool
- Perforated breathable back
- Flexback movement
- All plastic and upholstered seat options
- Pull handle for easy mobility
- Warranted to 300 lbs.



CREATING DASH MODEL NUMBER

MODEL NUMBER CONTROL FRAME COLOR UPHOLSTERY PLASTIC COLOR GRADE CASTERS PACKAGING OPTIONS
1130-**GT**-**F**-**US**-**P**-**0**-**0**-**C**-**0**-**0**-**A**-**0**-**0**-**0**

PACKAGING NOTES

CODE	DESCRIPTION	LIST UPCHARGE
AB	ASSEMBLED IN BAG	\$0
AC	ASSEMBLED IN CARTON	\$0

Dash stacking chairs ship up to 3 per carton

UPHOLSTERED SEAT - US - GUEST

MODEL	CONTROL	DESCRIPTION	ARM	FABRIC/LEATHER										FEATURES	DIMENSIONS	
				A	B/COM	C	D	E	F	G	L3/COL	L4	L5		WIDTH:	DEPTH:
1130	GT	4-LEG GUEST STACKING ARMLESS Plastic back with upholstered seat	A00	381	403	426	456	491	526	556	531	581	651	<ul style="list-style-type: none"> Stacks 4 high on the floor Stacks 8 high on the optional stacking dolly Arms and glides coordinate with the frame color Non-marring floor glides 	21.0	21.0

MODEL	CONTROL	DESCRIPTION	ARM	FABRIC/LEATHER										FEATURES	DIMENSIONS	
				A	B/COM	C	D	E	F	G	L3/COL	L4	L5		WIDTH:	DEPTH:
1131	GT	4-LEG GUEST STACKING ARMED Plastic back with upholstered seat	A53	436	458	481	511	546	581	611	586	636	706	<ul style="list-style-type: none"> Stacks 4 high on the floor Stacks 8 high on the optional stacking dolly Arms and glides coordinate with the frame color Non-marring floor glides 	22.5	21.0

MODEL	CONTROL	DESCRIPTION	ARM	FABRIC/LEATHER										FEATURES	DIMENSIONS	
				A	B/COM	C	D	E	F	G	L3/COL	L4	L5		WIDTH:	DEPTH:
1130	GT	4-LEG GUEST STACKING ARMLESS WITH CASTERS Plastic back with upholstered seat	A00	426	448	471	501	536	571	601	576	626	696	<ul style="list-style-type: none"> Stacks 4 high on the floor Stacks 8 high on the optional stacking dolly Arms and glides coordinate with the frame color 	21.0	21.0

MODEL	CONTROL	DESCRIPTION	ARM	FABRIC/LEATHER										FEATURES	DIMENSIONS	
				A	B/COM	C	D	E	F	G	L3/COL	L4	L5		WIDTH:	DEPTH:
1131	GT	4-LEG GUEST STACKING ARMED WITH CASTERS Plastic back with upholstered seat	A53	481	503	526	556	591	626	656	631	681	751	<ul style="list-style-type: none"> Stacks 4 high on the floor Stacks 8 high on the optional stacking dolly Arms and glides coordinate with the frame color 	22.5	21.0

MODEL	CONTROL	DESCRIPTION	ARM	FABRIC/LEATHER										FEATURES	DIMENSIONS	
				A	B/COM	C	D	E	F	G	L3/COL	L4	L5		WIDTH:	DEPTH:
1134	GT	SLED GUEST STACKING ARMLESS Plastic back with upholstered seat	A00	355	377	400	430	465	500	530	505	555	625	<ul style="list-style-type: none"> Stacks 7 high on the floor Stacks 20 high on the optional stacking dolly Arms and glides coordinate with the frame color Optional glides available 	21.0	21.0

MODEL	CONTROL	DESCRIPTION	ARM	FABRIC/LEATHER										FEATURES	DIMENSIONS	
				A	B/COM	C	D	E	F	G	L3/COL	L4	L5		WIDTH:	DEPTH:
1135	GT	SLED GUEST STACKING ARMED Plastic back with upholstered seat	A54	410	432	455	485	520	555	585	560	610	680	<ul style="list-style-type: none"> Stacks 7 high on the floor Stacks 20 high on the optional stacking dolly Arms and glides coordinate with the frame color Optional glides available 	21.0	21.0

ARM OPTIONS

A53B/G STD
Nylon Fixed Arm for 4 leg models
A53B - Black
A53G - Cloud Gray

A54B/G STD
Nylon Fixed Arm for sled model
A54B - Black
A54G - Cloud Gray

CASTER OPTIONS

C12S STD
Hard Floor and Carpet Casters

ADDITIONAL OPTIONS

G16 \$15
Sled Base Clear Plastic Glide - 4 per set

G17 \$25
Sled Base Clear Plastic Glide with Felt - 4 per set

G21B/G NC
Tapered Plastic Glide
G21B - Black
G21G - Gray

G21BN/GN \$20
Swivel Nylon Glide
G21BN - Black Nylon
G21GN - Gray Nylon

G21BN/GS \$20
Swivel Steel Glide
G21BS - Black Steel
G21GS - Gray Steel

G21BF/GF \$20
Swivel Felt Glide
G21BF - Black Felt
G21GF - Gray Felt

ACCESSORIES

GC7 \$30
Ganging Clip-2 per set
For 4-leg models
Arm-to-Arm and Armless-to-Armless

GC8 \$20
Ganging Clip-2 per set
For Sled models
Arm-to-Arm and Armless-to-Armless
2" Between Chairs when Ganged

DL5 \$399
Stacking Dolly
Stacks up to 8 High - 4-Leg Models*
Stacks up to 20 High - Sled Models*

FRAME COLORS

BLACK BF	SILVER SF
-------------	--------------

PLASTIC COLORS

BLACK SWAN P01	WHITE WHISPER P05	FEDERAL BLUE P11	CRIMSON RED P12
LEMON YELLOW P13	DOVE GRAY P14	CLOUD GRAY P15	LAGOON BLUE P16
APPLE GREEN P17	TANGERINE ORANGE P18	LATTE P19	AZURE BLUE P20

(BACK AND SEAT)

CAUTION: Careless stacking of chairs may scratch and damage frames. *Due to the nature of vinyl upholstery, stacking may cause impressions on the seat. 9to5 Seating does not warrant the effects of the stacking on vinyl upholstery.

dash

a cool sit with a modern look

GSA SIN # 33721 PENDING

- Stacking side, guest, task and stool
- Perforated breathable back
- Flexback movement
- All plastic and upholstered seat options
- Pull handle for easy mobility
- Warranted to 300 lbs.



CREATING DASH MODEL NUMBER

MODEL NUMBER CONTROL FRAME COLOR UPHOLSTERY PLASTIC COLOR GRADE PACKAGING OPTIONS
1130-ST-F-US-P-A

PACKAGING NOTES

CODE	DESCRIPTION	LIST UPCHARGE
AB	ASSEMBLED IN BAG	\$0
AC	ASSEMBLED IN CARTON	\$0

Dash stools ship 1 per carton

UPHOLSTERED SEAT - US - STOOLS

MODEL	CONTROL	DESCRIPTION	ARM	FABRIC/LEATHER	FEATURES	DIMENSIONS																				
1130	ST24	24" COUNTER STOOL ARMLESS Plastic back with upholstered seat	A00	<table border="1"> <thead> <tr> <th>A</th> <th>B/COM</th> <th>C</th> <th>D</th> <th>E</th> <th>F</th> <th>G</th> <th>L3/COL</th> <th>L4</th> <th>L5</th> </tr> </thead> <tbody> <tr> <td>511</td> <td>533</td> <td>556</td> <td>586</td> <td>621</td> <td>656</td> <td>686</td> <td>661</td> <td>711</td> <td>781</td> </tr> </tbody> </table>	A	B/COM	C	D	E	F	G	L3/COL	L4	L5	511	533	556	586	621	656	686	661	711	781	<ul style="list-style-type: none"> • Stacks 4 high on the floor • Arms and glides coordinate with the frame color • Non-marring floor glides 	WIDTH: 21.0 DEPTH: 21.0 HEIGHT: 39.5 SEAT WIDTH: 18.0 SEAT DEPTH: 16.0 SEAT HEIGHT: 24.0 BACK WIDTH: 18.0 BACK HEIGHT: 17.5 COM: 0.5 YD COL: 3.91 SQ FT WEIGHT: 21.5 LB
A	B/COM	C	D	E	F	G	L3/COL	L4	L5																	
511	533	556	586	621	656	686	661	711	781																	
1131	ST24	24" COUNTER STOOL WITH ARMS Plastic back with upholstered seat	A53	<table border="1"> <thead> <tr> <th>A</th> <th>B/COM</th> <th>C</th> <th>D</th> <th>E</th> <th>F</th> <th>G</th> <th>L3/COL</th> <th>L4</th> <th>L5</th> </tr> </thead> <tbody> <tr> <td>566</td> <td>588</td> <td>611</td> <td>641</td> <td>676</td> <td>711</td> <td>741</td> <td>716</td> <td>766</td> <td>836</td> </tr> </tbody> </table>	A	B/COM	C	D	E	F	G	L3/COL	L4	L5	566	588	611	641	676	711	741	716	766	836	<ul style="list-style-type: none"> • Stacks 4 high on the floor • Arms and glides coordinate with the frame color • Non-marring floor glides 	WIDTH: 21.0 DEPTH: 21.0 HEIGHT: 39.5 SEAT WIDTH: 18.0 SEAT DEPTH: 16.0 SEAT HEIGHT: 24.0 BACK WIDTH: 18.0 BACK HEIGHT: 17.5 COM: 0.5 YD COL: 3.91 SQ FT WEIGHT: 21.5 LB
A	B/COM	C	D	E	F	G	L3/COL	L4	L5																	
566	588	611	641	676	711	741	716	766	836																	
1130	ST30	30" BAR STOOL ARMLESS Plastic back with upholstered seat	A00	<table border="1"> <thead> <tr> <th>A</th> <th>B/COM</th> <th>C</th> <th>D</th> <th>E</th> <th>F</th> <th>G</th> <th>L3/COL</th> <th>L4</th> <th>L5</th> </tr> </thead> <tbody> <tr> <td>531</td> <td>553</td> <td>576</td> <td>606</td> <td>641</td> <td>676</td> <td>706</td> <td>681</td> <td>731</td> <td>801</td> </tr> </tbody> </table>	A	B/COM	C	D	E	F	G	L3/COL	L4	L5	531	553	576	606	641	676	706	681	731	801	<ul style="list-style-type: none"> • Stacks 4 high on the floor • Arms and glides coordinate with the frame color • Non-marring floor glides 	WIDTH: 21.5 DEPTH: 21.0 HEIGHT: 45.5 SEAT WIDTH: 18.5 SEAT DEPTH: 16.0 SEAT HEIGHT: 30.0 BACK WIDTH: 18.0 BACK HEIGHT: 17.5 COM: 0.5 YD COL: 3.91 SQ FT WEIGHT: 24.0 LB
A	B/COM	C	D	E	F	G	L3/COL	L4	L5																	
531	553	576	606	641	676	706	681	731	801																	
1131	ST30	30" BAR STOOL WITH ARMS Plastic back with upholstered seat	A53	<table border="1"> <thead> <tr> <th>A</th> <th>B/COM</th> <th>C</th> <th>D</th> <th>E</th> <th>F</th> <th>G</th> <th>L3/COL</th> <th>L4</th> <th>L5</th> </tr> </thead> <tbody> <tr> <td>586</td> <td>608</td> <td>631</td> <td>661</td> <td>696</td> <td>731</td> <td>761</td> <td>736</td> <td>786</td> <td>856</td> </tr> </tbody> </table>	A	B/COM	C	D	E	F	G	L3/COL	L4	L5	586	608	631	661	696	731	761	736	786	856	<ul style="list-style-type: none"> • Stacks 4 high on the floor • Arms and glides coordinate with the frame color • Non-marring floor glides 	WIDTH: 22.5 DEPTH: 21.0 HEIGHT: 45.5 SEAT WIDTH: 18.0 SEAT DEPTH: 16.0 SEAT HEIGHT: 30.0 BACK WIDTH: 18.0 BACK HEIGHT: 17.5 COM: 0.5 YD COL: 3.91 SQ FT WEIGHT: 26.0 LB
A	B/COM	C	D	E	F	G	L3/COL	L4	L5																	
586	608	631	661	696	731	761	736	786	856																	

ARM OPTIONS



Nylon Fixed Arm for 4 leg models
 A53B - Black
 A53G - Cloud Gray

ADDITIONAL OPTIONS



Tapered Plastic Glide
 G21B - Black
 G21G - Gray



Swivel Nylon Glide
 G21BN - Black Nylon
 G21GN - Gray Nylon



Swivel Steel Glide
 G21BS - Black Steel
 G21GS - Gray Steel



Swivel Felt Glide
 G21BF - Black Felt
 G21GF - Gray Felt

FRAME COLORS

BLACK BF	SILVER SF
-------------	--------------

PLASTIC COLORS

BLACK SWAN P01	WHITE WHISPER P05	FEDERAL BLUE P11	CRIMSON RED P12	LEMON YELLOW P13	DOVE GRAY P14
CLOUD GRAY P15	LAGOON BLUE P16	APPLE GREEN P17	TANGERINE ORANGE P18	LATTE P19	AZURE BLUE P20

(BACK AND SEAT)

dash

a cool sit with a modern look

GSA SIN # 33721 PENDING

- Stacking side, guest, task and stool
- Perforated breathable back
- Flexback movement
- All plastic and upholstered seat options
- Pull handle for easy mobility
- Warranted to 300 lbs.



CREATING DASH MODEL NUMBER

MODEL NUMBER	CONTROL	FRAME COLOR	UPHOLSTERY	PLASTIC COLOR	BASE	CASTERS	PACKAGING
113		F	A	P	B	A	1

PACKAGING NOTES

CODE	DESCRIPTION	LIST UPCHARGE
AB	ASSEMBLED IN BAG	\$0
BAC	BACK ASSEMBLED IN CARTON	\$0

ALL PLASTIC - AP - TASK

MODEL	CONTROL	DESCRIPTION	ARM	PLASTIC	FEATURES	DIMENSIONS
1132	B1	BASIC TASK ARMLESS Plastic back with plastic seat	A00	P 452	<ul style="list-style-type: none"> • 360° swivel • Pneumatic cylinder height adjustment • Stool options available for \$125 upcharge. See stool option section. 	WIDTH: 26.5 DEPTH: 26.5 HEIGHT: 33.5 SEAT WIDTH: 18.0 SEAT DEPTH: 16.0 BACK WIDTH: 18.0 BACK HEIGHT: 17.5 WEIGHT: 28.0 LB
1133	B1	BASIC TASK ARMED Plastic back with plastic seat	A53	P 507	<ul style="list-style-type: none"> • 360° swivel • Pneumatic cylinder height adjustment • Arms coordinate with the frame color • Stool options available for \$125 upcharge. See stool option section. 	WIDTH: 26.5 DEPTH: 26.5 HEIGHT: 33.5 SEAT WIDTH: 18.0 SEAT DEPTH: 16.0 BACK WIDTH: 18.0 BACK HEIGHT: 17.5 WEIGHT: 28.0 LB
1132	S3	SWIVEL TILT ARMLESS Plastic back with plastic seat	A00	P 487	<ul style="list-style-type: none"> • Upright lock • Center knob tension adjustment • 360° swivel • Pneumatic cylinder height adjustment • Stool options available for \$125 upcharge. See stool option section. 	WIDTH: 26.5 DEPTH: 26.5 HEIGHT: 39.0 SEAT WIDTH: 18.0 SEAT DEPTH: 16.5 BACK WIDTH: 18.0 BACK HEIGHT: 17.5 WEIGHT: 17.5 LB
1133	S3	SWIVEL TILT ARMED Plastic back with plastic seat	A53	P 542	<ul style="list-style-type: none"> • Upright lock • Center knob tension adjustment • 360° swivel • Pneumatic cylinder height adjustment • Arms and glides coordinate with the frame color • Stool options available for \$125 upcharge. See stool option section. 	WIDTH: 26.5 DEPTH: 26.5 HEIGHT: 39.0 SEAT WIDTH: 18.0 SEAT DEPTH: 16.5 BACK WIDTH: 18.0 BACK HEIGHT: 17.5 WEIGHT: 17.5 LB
1132	R2	ROCKING TILT ARMLESS Plastic back with plastic seat	A00	P 542	<ul style="list-style-type: none"> • Rock left, right, front and back • 360° swivel • Pneumatic cylinder height adjustment • Stool options available for \$125 upcharge. See stool option section. 	WIDTH: 26.5 DEPTH: 26.5 HEIGHT: 39.0 SEAT WIDTH: 18.0 SEAT DEPTH: 16.0 BACK WIDTH: 18.0 BACK HEIGHT: 17.5 WEIGHT: 24.5 LB
1133	R2	ROCKING TILT ARMED Plastic back with plastic seat	A53	P 597	<ul style="list-style-type: none"> • Rock left, right, front and back • 360° swivel • Pneumatic cylinder height adjustment • Arms coordinate with the frame color • Stool options available for \$125 upcharge. See stool option section. 	WIDTH: 26.5 DEPTH: 26.5 HEIGHT: 39.0 SEAT WIDTH: 18.0 SEAT DEPTH: 17.0 BACK WIDTH: 18.0 BACK HEIGHT: 17.5 WEIGHT: 24.5 LB

ARM OPTIONS



Nylon Fixed Arm for 4 leg models
A53B - Black
A53G - Cloud Gray

BASE OPTIONS



27" Mid-Profile Nylon Base
BA11B - Black
BA11D - Dove Gray



27" Mid-Profile Aluminum Base
BA12B - Black Powder Coat
BA12P - Polished
BA12S - Silver Powder Coat

STOOL OPTIONS



CY30B - 8" Stool
(Seat Height: 22"-30")
Use for work surfaces up to 36"



CY36B - 10" Stool
(Seat Height: 25"-36")
Use for work surfaces up to 42"

FRAME COLORS

BLACK BF	SILVER SF
-------------	--------------

PLASTIC COLORS

BLACK SWAN P01	WHITE WHISPER P05	FEDERAL BLUE P11	CRIMSON RED P12	LEMON YELLOW P13	DOVE GRAY P14
CLOUD GRAY P15	LAGOON BLUE P16	APPLE GREEN P17	TANGERINE ORANGE P18	LATTE P19	AZURE BLUE P20

(BACK AND SEAT)

dash

a cool sit with a modern look

GSA SIN # 33721 PENDING

- Stacking side, guest, task and stool
- Perforated breathable back
- Flexback movement
- All plastic and upholstered seat options
- Pull handle for easy mobility
- Warranted to 300 lbs.



CREATING DASH MODEL NUMBER

MODEL NUMBER	CONTROL	FRAME COLOR	UPHOLSTERY	PLASTIC COLOR	GRADE	BASE	CASTERS	PACKAGING
113	G T	F	U S	P		B A 1	P	

PACKAGING NOTES

CODE	DESCRIPTION	LIST UPCHARGE
AB	ASSEMBLED IN BAG	\$0
BAC	BACK ASSEMBLED IN CARTON	\$0


UPHOLSTERED SEAT - US - TASK

MODEL	CONTROL	DESCRIPTION	ARM	FABRIC	FEATURES	DIMENSIONS			
							A	B/COM	C
1132	B1	BASIC TASK ARMLESS Plastic back with upholstered seat	A00	506 528 551 581 616 651 681 656 706 776	<ul style="list-style-type: none"> • 360° swivel • Pneumatic cylinder height adjustment • Stool options available for \$125 upcharge. See stool option section. 	WIDTH: 26.5 DEPTH: 26.5 HEIGHT: 34.0 SEAT WIDTH: 18.0 SEAT DEPTH: 16.0 SEAT HEIGHT: 16.0-20.5 BACK WIDTH: 18.0 BACK HEIGHT: 17.5 COM: 0.5 YD COL: 3.91 SQ FT WEIGHT: 28.0 LB			
1133	B1	BASIC TASK ARMED Plastic back with upholstered seat	A53	561 583 606 636 671 706 736 711 761 831	<ul style="list-style-type: none"> • 360° swivel • Pneumatic cylinder height adjustment • Arms coordinate with the frame color • Stool options available for \$125 upcharge. See stool option section. 	WIDTH: 26.5 DEPTH: 26.5 HEIGHT: 33.5 SEAT WIDTH: 18.0 SEAT DEPTH: 16.0 SEAT HEIGHT: 16.0-20.5 BACK WIDTH: 18.0 BACK HEIGHT: 17.5 COM: 0.5 YD COL: 3.91 SQ FT WEIGHT: 28.0 LB			
1132	S3	SWIVEL TILT ARMLESS Plastic back with upholstered seat	A00	541 563 586 616 651 686 716 691 741 811	<ul style="list-style-type: none"> • Upright lock • Center knob tension adjustment • 360° swivel • Pneumatic cylinder height adjustment • Stool options available for \$125 upcharge. See stool option section. 	WIDTH: 26.5 DEPTH: 26.5 HEIGHT: 39.0 SEAT WIDTH: 18.0 SEAT DEPTH: 16.5 SEAT HEIGHT: 21.0 BACK WIDTH: 18.0 BACK HEIGHT: 17.5 COM: 0.5 YD COL: 3.91 SQ FT WEIGHT: 17.5 LB			
1133	S3	SWIVEL TILT ARMED Plastic back with upholstered seat	A53	596 618 641 671 706 741 771 746 796 866	<ul style="list-style-type: none"> • Upright lock • Center knob tension adjustment • 360° swivel • Pneumatic cylinder height adjustment • Arms coordinate with the frame color 	WIDTH: 26.5 DEPTH: 26.5 HEIGHT: 39.0 SEAT WIDTH: 18.0 SEAT DEPTH: 16.5 SEAT HEIGHT: 21.0 BACK WIDTH: 18.0 BACK HEIGHT: 17.5 COM: 0.5 YD COL: 3.91 SQ FT WEIGHT: 17.5 LB			
1132	R2	ROCKING TILT ARMLESS Plastic back with upholstered seat	A00	596 618 641 671 706 741 771 746 796 866	<ul style="list-style-type: none"> • Rock left, right, front and back • 360° swivel • Pneumatic cylinder height adjustment 	WIDTH: 26.5 DEPTH: 26.5 HEIGHT: 39.0 SEAT WIDTH: 18.0 SEAT DEPTH: 17.0 SEAT HEIGHT: 21.5 BACK WIDTH: 18.0 BACK HEIGHT: 17.5 COM: 0.72 SQ FT COL: 3.91 SQ FT WEIGHT: 26.0 LB			
1133	R2	ROCKING TILT ARMED Plastic back with upholstered seat	A53	651 673 696 726 761 796 826 801 851 921	<ul style="list-style-type: none"> • Rock left, right, front and back • 360° swivel • Pneumatic cylinder height adjustment • Arms coordinate with the frame color 	WIDTH: 26.5 DEPTH: 26.5 HEIGHT: 39.0 SEAT WIDTH: 18.0 SEAT DEPTH: 17.0 SEAT HEIGHT: 21.5 BACK WIDTH: 18.0 BACK HEIGHT: 17.5 COM: 0.5 YD COL: 3.91 SQ FT WEIGHT: 24.5 LB			




ARM OPTIONS



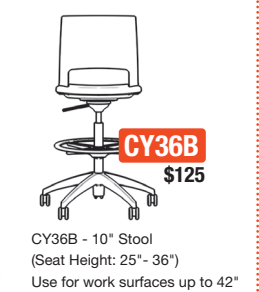
CASTER OPTIONS



BASE OPTIONS



STOOL OPTIONS



FRAME COLORS

BLACK BF	SILVER SF
-------------	--------------

PLASTIC COLORS

BLACK SWAN P01	WHITE WHISPER P05	FEDERAL BLUE P11	CRIMSON RED P12	LEMON YELLOW P13	DOVE GRAY P14
CLOUD GRAY P15	LAGOON BLUE P16	APPLE GREEN P17	TANGERINE ORANGE P18	LATTE P19	AZURE BLUE P20

(BACK AND SEAT)