



# Cydia

ORGANIC DESIGN MEETS  
ERGONOMIC EXCELLENCE

## MID-BACK

- Task, stool, conference, and executive seating
- Mesh or upholstered back options
- Three designer frame colors
- Mid-back and high-back sizes
- Warranted to 300 lbs.

Webpage



GSA SIN # 33721

# Cydia

## MID-BACK

Webpage



GSA SIN # 33721

### SHIPPING OPTIONS

CODE	DESCRIPTION	PRICE
AB	Assembled in Bag	+\$0
BAC	Back Assembled in Carton	+\$0

### MODEL / CONTROL

### ARMS MATERIAL

### DIMENSIONS



#### 3300 / S3

##### Mesh Back - MB & Mesh Seat - MS Mid-Back Swivel Tilt

- Upright lock
- Center knob tension adjustment
- 360° swivel
- Pneumatic cylinder height adjustment

ARMS	MATERIAL	WIDTH	DEPTH	HEIGHT	SEAT WIDTH	SEAT DEPTH	SEAT HEIGHT	BACK WIDTH	BACK HEIGHT	COM.	WEIGHT
A00	M \$975	28.0	27.5	34.0-38.5	19.0	16.0	17.0-21.5	18.0	19.5	N/A	23.0 LB
A34	\$1070										
A35	\$1100										

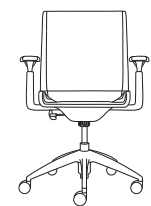


#### 3300 / K3

##### Mesh Back - MB & Mesh Seat - MS Mid-Scale Knee Tilt

- 4-position tilt lock
- Side knob tension adjustment
- 360° swivel
- Pneumatic cylinder height adjustment

ARMS	MATERIAL	WIDTH	DEPTH	HEIGHT	SEAT WIDTH	SEAT DEPTH	SEAT HEIGHT	BACK WIDTH	BACK HEIGHT	COM.	WEIGHT
A00	M \$1075	28.0	27.5	36.0-40.5	19.0	16.0	18.0-22.5	19.0	19.5	N/A	30.0 LB
A34	\$1170										
A35	\$1200										

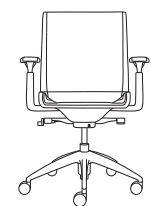


#### 3300 / S3

##### Upholstered Back - UB & Upholstered Seat - US Mid-Back Swivel Tilt

- Upright lock
- Center knob tension adjustment
- 360° swivel
- Pneumatic cylinder height adjustment

ARMS	A	B/COM	C	D	E	F	G	L3/COL	L4	L5	WIDTH	DEPTH	HEIGHT	SEAT WIDTH	SEAT DEPTH	SEAT HEIGHT	BACK WIDTH	BACK HEIGHT	COM.	COL.	WEIGHT	
A00	\$1190	\$1240	\$1270	\$1320	\$1375	\$1430	\$1485	\$1435	\$1495	\$1840	28.0	27.5	34.0-38.5	19.0	16.0	17.5-22.0	18.0	19.5	1.5 YD	12.0 SQ FT	36.0 LB	
A34	\$1285	\$1335	\$1365	\$1415	\$1470	\$1525	\$1580	\$1490	\$1590	\$1935												
A35	\$1315	\$1365	\$1395	\$1445	\$1500	\$1555	\$1610	\$1520	\$1620	\$1965												



#### 3300 / K3

##### Upholstered Back - UB & Upholstered Seat - US Mid-Back Knee Tilt

- 4-position tilt lock
- Side knob tension adjustment
- 360° swivel
- Pneumatic cylinder height adjustment

ARMS	A	B/COM	C	D	E	F	G	L3/COL	L4	L5	WIDTH	DEPTH	HEIGHT	SEAT WIDTH	SEAT DEPTH	SEAT HEIGHT	BACK WIDTH	BACK HEIGHT	COM.	COL.	WEIGHT	
A00	\$1290	\$1340	\$1370	\$1420	\$1475	\$1530	\$1585	\$1495	\$1595	\$1940	28.0	27.5	36.0-40.5	19.0	16.0	18.5-23.0	19.0	19.5	1.5 YD	12.0 SQ FT	43.0 LB	
A34	\$1385	\$1435	\$1465	\$1515	\$1570	\$1625	\$1680	\$1590	\$1690	\$2035												
A35	\$1415	\$1465	\$1495	\$1545	\$1600	\$1655	\$1710	\$1620	\$1720	\$2065												

### ARM OPTIONS

CODE	DESCRIPTION	PRICE
A34B	Nylon Loop Arm • Black	+\$95
A34G	Nylon Loop Arm • Graphite Gray	+\$95
A34W	Nylon Loop Arm • White	+\$95
A35B	Height Adjustable Arm • Black	+\$125
A35G	Height Adjustable Arm • Graphite Gray	+\$125
A35W	Height Adjustable Arm • White	+\$125

### PLASTIC COLORS (BACK/SEAT FRAME AND ARMS)

CODE	DESCRIPTION	PRICE
PBK	Black	+\$0
PGG	Graphite Gray	+\$35
PWH	White	+\$35

### MESH COLORS

CODE	DESCRIPTION	PRICE
M11	Black, M1	+\$0
M12	Gray, M1	+\$0
M13	Silver, M1	+\$0
M31	Graphite, M3	+\$30
M32	Slate, M3	+\$30
M33	Snow, M3	+\$30

### STOOL OPTIONS

CODE	DESCRIPTION	PRICE
CY30B	8" Stool • (Seat Height: 22"-30") • Use for work surfaces up to 36"	+\$125
CY36B	10" Stool • (Seat Height: 25"-36") • Use for work surfaces up to 42"	+\$125

### BASE OPTIONS

CODE	DESCRIPTION	PRICE
BA11B	27" Mid-Profile Nylon • Black	+\$0
BA11G	27" Mid-Profile Nylon • Graphite Gray	+\$0
BA11W	27" Mid-Profile Nylon • White	+\$0
BA12B	27" Mid-Profile Aluminum Base • Black	+\$110
BA12P	27" Mid-Profile Aluminum Base • Polished	+\$110
BA12S	27" Mid-Profile Aluminum Base • Silver	+\$110

### CASTER OPTIONS

CODE	DESCRIPTION	PRICE
C6	Large Diameter Carpet Casters	+\$0
C6S	Large Diameter Hard Floor and Carpet Casters	+\$35
C7	Chrome-Accented Hard Floor and Carpet Casters	+\$35

### ADDITIONAL OPTIONS

CODE	DESCRIPTION	PRICE
LB	Height Adjustable Lumbar • Factory Installed	+\$30
G1	Stationary Base Glide	+\$30



# Cydia

ORGANIC DESIGN MEETS  
ERGONOMIC EXCELLENCE

## HIGH-BACK

- Task, stool, conference, and executive seating
- Mesh or upholstered back options
- Three designer frame colors
- Mid-back and high-back sizes
- Warranted to 300 lbs.

Webpage

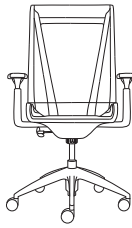

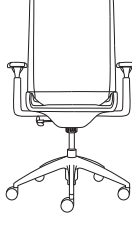



GSA SIN # 33721

### MODEL / CONTROL

### ARMS MATERIAL

### DIMENSIONS

MODEL / CONTROL	ARMS	MATERIAL	DIMENSIONS												
 <p><b>3310 / S3</b> Mesh Back - MB &amp; Mesh Seat - MS High-Back Swivel Tilt</p> <ul style="list-style-type: none"> <li>• Upright lock</li> <li>• Center knob tension adjustment</li> <li>• 360° swivel</li> <li>• Pneumatic cylinder height adjustment</li> </ul>	A00	\$1025	WIDTH: 28.0 DEPTH: 27.5 HEIGHT: 39.5-44.0 SEAT WIDTH: 19.0 SEAT DEPTH: 17.0 SEAT HEIGHT: 17.0-21.5 BACK WIDTH: 18.0 BACK HEIGHT: 23.5 COM: N/A WEIGHT: 26.0 LB												
	A34	\$1120													
	A35	\$1150													
 <p><b>3310 / K3</b> Mesh Back - MB &amp; Mesh Seat - MS High-Back Knee Tilt</p> <ul style="list-style-type: none"> <li>• 4-position tilt lock</li> <li>• Side knob tension adjustment</li> <li>• 360° swivel</li> <li>• Pneumatic cylinder height adjustment</li> </ul>	A00	\$1125	WIDTH: 28.0 DEPTH: 27.5 HEIGHT: 41.5-46.0 SEAT WIDTH: 19.0 SEAT DEPTH: 17.0 SEAT HEIGHT: 18.0-22.5 BACK WIDTH: 18.0 BACK HEIGHT: 23.5 COM: N/A WEIGHT: 33.0 LB												
	A34	\$1220													
	A35	\$1250													
 <p><b>3310 / S3</b> Upholstered Back - UB &amp; Upholstered Seat - US High-Back Swivel Tilt</p> <ul style="list-style-type: none"> <li>• Upright lock</li> <li>• Center knob tension adjustment</li> <li>• 360° swivel</li> <li>• Pneumatic cylinder height adjustment</li> </ul>	A00	\$1240	\$1290	\$1320	\$1370	\$1425	\$1480	\$1535	\$1445	\$1545	\$1890	WIDTH: 28.0 DEPTH: 27.5 HEIGHT: 39.5-44.0 SEAT WIDTH: 19.0 SEAT DEPTH: 17.0 SEAT HEIGHT: 17.5-22.0 BACK WIDTH: 18.0 BACK HEIGHT: 23.5 COM: 1.7 YD COL: 14.0 SQ FT WEIGHT: 39.0 LB			
	A34	\$1335	\$1385	\$1415	\$1465	\$1520	\$1575	\$1630	\$1540	\$1640	\$1985				
	A35	\$1365	\$1415	\$1445	\$1495	\$1550	\$1605	\$1660	\$1570	\$1670	\$2015				
 <p><b>3310 / K3</b> Upholstered Back - UB &amp; Upholstered Seat - US High-Back Knee Tilt</p> <ul style="list-style-type: none"> <li>• 4-position tilt lock</li> <li>• Side knob tension adjustment</li> <li>• 360° swivel</li> <li>• Pneumatic cylinder height adjustment</li> </ul>	A00	\$1340	\$1390	\$1420	\$1470	\$1525	\$1580	\$1635	\$1545	\$1645	\$1990	WIDTH: 28.0 DEPTH: 27.5 HEIGHT: 41.5-46.0 SEAT WIDTH: 19.0 SEAT DEPTH: 17.0 SEAT HEIGHT: 18.5-23.0 BACK WIDTH: 18.0 BACK HEIGHT: 23.5 COM: 1.7 YD COL: 14.0 SQ FT WEIGHT: 46.0 LB			
	A34	\$1435	\$1485	\$1515	\$1565	\$1620	\$1675	\$1730	\$1640	\$1740	\$2085				
	A35	\$1465	\$1515	\$1545	\$1595	\$1650	\$1705	\$1760	\$1670	\$1770	\$2115				

# Cydia

## HIGH-BACK

Webpage



GSA SIN # 33721

### SHIPPING OPTIONS

CODE	DESCRIPTION	PRICE
AB	Assembled in Bag	+\$0
BAC	Back Assembled in Carton	+\$0

### ARM OPTIONS

CODE	DESCRIPTION	PRICE
<b>A34B</b>	Nylon Loop Arm • Black	+\$95
<b>A34G</b>	Nylon Loop Arm • Graphite Gray	+\$95
<b>A34W</b>	Nylon Loop Arm • White	+\$95
<b>A35B</b>	Height Adjustable Arm • Black	+\$125
<b>A35G</b>	Height Adjustable Arm • Graphite Gray	+\$125
<b>A35W</b>	Height Adjustable Arm • White	+\$125

### PLASTIC COLORS (BACK/SEAT FRAME AND ARMS)

CODE	DESCRIPTION	PRICE
<b>PBK</b>	Black	+\$0
<b>PGG</b>	Graphite Gray	+\$35
<b>PWH</b>	White	+\$35

### MESH COLORS

CODE	DESCRIPTION	PRICE
<b>M11</b>	Black, M1	+\$0
<b>M12</b>	Gray, M1	+\$0
<b>M13</b>	Silver, M1	+\$0
<b>M31</b>	Graphite, M3	+\$30
<b>M32</b>	Slate, M3	+\$30
<b>M33</b>	Snow, M3	+\$30

### STOOL OPTIONS

CODE	DESCRIPTION	PRICE
<b>CY30B</b>	8" Stool • (Seat Height: 22"-30") • Use for work surfaces up to 36"	+\$125
<b>CY36B</b>	10" Stool • (Seat Height: 25"-36") • Use for work surfaces up to 42"	+\$125

### BASE OPTIONS

CODE	DESCRIPTION	PRICE
<b>BA11B</b>	27" Mid-Profile Nylon • Black	+\$0
<b>BA11G</b>	27" Mid-Profile Nylon • Graphite Gray	+\$0
<b>BA11W</b>	27" Mid-Profile Nylon • White	+\$0
<b>BA12B</b>	27" Mid-Profile Aluminum Base • Black	+\$110
<b>BA12P</b>	27" Mid-Profile Aluminum Base • Polished	+\$110
<b>BA12S</b>	27" Mid-Profile Aluminum Base • Silver	+\$110

### CASTER OPTIONS

CODE	DESCRIPTION	PRICE
<b>C6</b>	Large Diameter Carpet Casters	+\$0
<b>C6S</b>	Large Diameter Hard Floor and Carpet Casters	+\$35
<b>C7</b>	Chrome-Accented Hard Floor and Carpet Casters	+\$35

### ADDITIONAL OPTIONS

CODE	DESCRIPTION	PRICE
<b>LB</b>	Height Adjustable Lumbar • Factory Installed	+\$30
<b>G1</b>	Stationary Base Glide	+\$30