



Cira

A LOUNGE COLLECTION
WHERE ELEGANCE MEETS
ENGINEERING.

LOUNGE

- Lounge and ottoman seating
- Sit upright or lean back recline
- Mid-back and high-back lounge sizes
- Multiple bases with standard glides
- Warranted to 300 lbs

Webpage

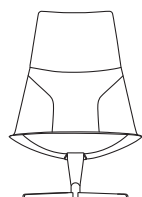


GSA SIN # 33721

MODEL / CHAIR TYPE

ARMS MATERIAL

DIMENSIONS



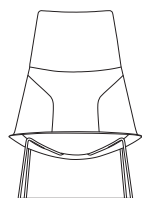
9416

High-Back Lounge Cantilever Base

- Black or Metallic silver cantilever base
- Cantilever base has slight rocking motion
- Teflon or felt glides standard

A	B/COM	C	D	E	F	G			
\$2300	\$2360	\$2395	\$2450	\$2540	\$2620	\$2685			

WIDTH: 29.0
DEPTH: 33.0
HEIGHT: 43.5
SEAT WIDTH: 29.0
SEAT DEPTH: 18.5
SEAT HEIGHT: 16.0
BACK WIDTH: 26.0
BACK HEIGHT: 28.0
COM: 1.8 YD
WEIGHT: 41.0 LB



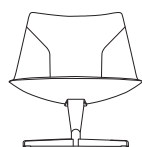
9416

High-Back Lounge Sled Base

- Black or metallic silver sled base
- Teflon or felt glides optional at \$0 cost

A	B/COM	C	D	E	F	G			
\$2099	\$2159	\$2194	\$2249	\$2339	\$2419	\$2484			

WIDTH: 29.0
DEPTH: 33.0
HEIGHT: 44.0
SEAT WIDTH: 29.0
SEAT DEPTH: 18.5
SEAT HEIGHT: 16.0
BACK WIDTH: 26.0
BACK HEIGHT: 28.0
COM: 1.8 YD
WEIGHT: 33.0 LB



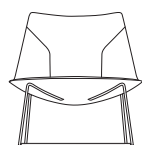
9411

Mid-Back Lounge Cantilever Base

- Black or Metallic silver cantilever base
- Cantilever base has slight rocking motion
- Teflon or felt glides standard

A	B/COM	C	D	E	F	G			
\$2190	\$2240	\$2275	\$2325	\$2400	\$2470	\$2533			

WIDTH: 29.0
DEPTH: 31.5
HEIGHT: 31.0
SEAT WIDTH: 29.0
SEAT DEPTH: 18.5
SEAT HEIGHT: 16.0
BACK WIDTH: 26.0
BACK HEIGHT: 16.0
COM: 1.6 YD
WEIGHT: 28.0 LB



9411

Mid-Back Lounge Sled Base

- Black or metallic silver sled base
- Teflon or felt glides optional at \$0 cost

A	B/COM	C	D	E	F	G			
\$1995	\$2045	\$2080	\$2130	\$2205	\$2275	\$2338			

WIDTH: 29.0
DEPTH: 31.5
HEIGHT: 31.0
SEAT WIDTH: 29.0
SEAT DEPTH: 18.5
SEAT HEIGHT: 16.0
BACK WIDTH: 26.0
BACK HEIGHT: 16.0
COM: 1.6 YD
WEIGHT: 28.0 LB



9417

Ottoman Sled Base

- Black or metallic silver sled base
- Teflon or felt glides optional at \$0 cost

A	B/COM	C	D	E	F	G			
\$989	\$1020	\$1049	\$1104	\$1164	\$1209	\$1269			

WIDTH: 29.0
DEPTH: 26.0
HEIGHT: 16.0
SEAT WIDTH: 29.0
SEAT DEPTH: 26.0
SEAT HEIGHT: 16.0
BACK WIDTH: 24.0
COM: 1.0 YD
WEIGHT: 21.0 LB

Cira

LOUNGE

Webpage

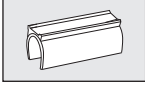
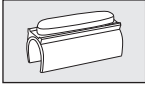
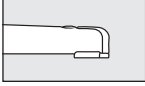
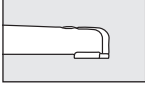


GSA SIN # 33721

SHIPPING OPTIONS

CODE	DESCRIPTION	PRICE
AB	Assembled in Bag	+\$0
AC	Assembled in Carton	+\$200

GLIDE OPTIONS

CODE	DESCRIPTION	PRICE	
G26F	Felt Glide - Sled Base <ul style="list-style-type: none"> Felt glides can be used on VCT, vinyl, laminate and hardwood floors 	+\$0	
G26T	Teflon Glide - Sled Base <ul style="list-style-type: none"> Teflon glides can be used on carpet, VCT, vinyl, laminate, ceramic tile and concrete 	+\$0	
G26F	Felt Glide - Cantilever Base <ul style="list-style-type: none"> Felt glides can be used on VCT, vinyl, laminate and hardwood floors 	+\$0	
G26T	Teflon Glide - Cantilever Base <ul style="list-style-type: none"> Teflon glides can be used on carpet, VCT, vinyl, laminate, ceramic tile and concrete 	+\$0	

FRAME COLORS

CODE	DESCRIPTION	PRICE
SLDB	Sled - Black	+\$0
SLDMS	Sled - Metallic Silver	+\$0
TSKB	Cantilever - Black	+\$0
TSKMS	Cantilever - Metallic Silver	+\$0