



Agent

LENDING COMFORT, DURABILITY,
AND VALUE TO EVERY PROJECT

LOW-BACK

- Task, conference and stool seating
- Ratchet back lumbar height adjustment on select models
- Poly outer back
- Low- or mid-back models
- Warranted to 300 lbs.

Webpage



GSA SIN # 33721

Agent

LOW-BACK

Webpage



GSA SIN # 33721

SHIPPING OPTIONS

CODE	DESCRIPTION	PRICE
AB	Assembled in Bag	+\$0
PAC	Partially Assembled in Carton	+\$0
BAC	Back Assembled in Carton	+\$80

MODEL / CONTROL

ARMS MATERIAL

DIMENSIONS

MODEL / CONTROL	ARMS	MATERIAL										DIMENSIONS
		A	B/COM	C	D	E	F	G	L4	L5		
1425 / B2 Low-Back Basic Task <ul style="list-style-type: none"> • 360-degree swivel • Pneumatic seat height adjustment 	A00	\$500	\$530	\$560	\$610	\$660	\$710	\$775	\$910	\$990	WIDTH: 27.0 DEPTH: 26.5 HEIGHT: 31.5-36.0 SEAT WIDTH: 19.5 SEAT DEPTH: 15.5 SEAT HEIGHT: 17.5-22.0 BACK WIDTH: 16.5 BACK HEIGHT: 16.5 COM: 0.8 YD WEIGHT: 33.0 LB	
	A4	\$600	\$630	\$660	\$710	\$760	\$810	\$875	\$1010	\$1090		
	A5	\$615	\$645	\$675	\$725	\$775	\$825	\$890	\$1025	\$1105		
	A6	\$660	\$690	\$720	\$770	\$820	\$870	\$935	\$1070	\$1150		
	A7	\$675	\$705	\$735	\$785	\$835	\$885	\$950	\$1085	\$1165		
	A16	\$625	\$655	\$685	\$735	\$785	\$835	\$900	\$1035	\$1115		
	A36	\$625	\$655	\$685	\$735	\$785	\$835	\$900	\$1035	\$1115		
	A37	\$640	\$670	\$700	\$750	\$800	\$850	\$915	\$1050	\$1130		
1425 / S2 Low-Back Swivel Tilt With Back Depth Adjustment <ul style="list-style-type: none"> • Adjustable back depth • Upright lock • Center knob tension adjustment • 360° swivel • Pneumatic cylinder height adjustment 	A00	\$545	\$575	\$605	\$655	\$705	\$755	\$820	\$955	\$1035	WIDTH: 27.0 DEPTH: 26.5 HEIGHT: 31.5-36.0 SEAT WIDTH: 19.5 SEAT DEPTH: 15.5 SEAT HEIGHT: 17.5-22.0 SEAT HEIGHT W/ SEAT SLIDER: 18.5-23 BACK WIDTH: 16.5 BACK HEIGHT: 16.5 COM: 0.8 YD COL: N/A WEIGHT: 35.0 LB	
	A4	\$645	\$675	\$705	\$755	\$805	\$855	\$920	\$1055	\$1135		
	A5	\$660	\$690	\$720	\$770	\$820	\$870	\$935	\$1070	\$1150		
	A6	\$705	\$735	\$765	\$815	\$865	\$915	\$980	\$1115	\$1195		
	A7	\$720	\$750	\$780	\$830	\$880	\$930	\$995	\$1130	\$1210		
	A16	\$670	\$700	\$730	\$780	\$830	\$880	\$945	\$1080	\$1160		
	A36	\$670	\$700	\$730	\$780	\$830	\$880	\$945	\$1080	\$1160		
	A37	\$685	\$715	\$745	\$795	\$845	\$895	\$960	\$1095	\$1175		
1425 / P1 Low-Back Posture Back <ul style="list-style-type: none"> • Ratchet back lumbar adjustment • Infinite back angle adjustment with free float • 360° swivel • Pneumatic seat height adjustment 	A00	\$585	\$615	\$645	\$695	\$745	\$795	\$860	\$995	\$1075	WIDTH: 27.0 DEPTH: 26.5 HEIGHT: 31.5-39.0 SEAT WIDTH: 19.5 SEAT DEPTH: 15.5 SEAT HEIGHT: 17.5-22.0 SEAT HEIGHT W/ SEAT SLIDER: 18.5-23.0 BACK WIDTH: 16.5 BACK HEIGHT: 16.5-19.5 COM: 0.8 YD COL: N/A WEIGHT: 37.0 LB	
	A4	\$685	\$715	\$745	\$795	\$845	\$895	\$960	\$1095	\$1175		
	A5	\$700	\$730	\$760	\$810	\$860	\$910	\$975	\$1110	\$1190		
	A6	\$745	\$775	\$805	\$855	\$905	\$955	\$1020	\$1155	\$1235		
	A7	\$760	\$790	\$820	\$870	\$920	\$970	\$1035	\$1170	\$1250		
	A16	\$710	\$740	\$770	\$820	\$870	\$920	\$985	\$1120	\$1200		
	A36	\$710	\$740	\$770	\$820	\$870	\$920	\$985	\$1120	\$1200		
	A37	\$725	\$755	\$785	\$835	\$885	\$935	\$1000	\$1135	\$1215		
1425 / R1 Low-Back Rocking Tilt <ul style="list-style-type: none"> • Ratchet back lumbar adjustment • Infinite back angle adjustment • Infinite tilt lock • Center knob tension adjustment • 360° swivel • Pneumatic cylinder height adjustment 	A00	\$595	\$625	\$655	\$705	\$755	\$805	\$870	\$1005	\$1085	WIDTH: 27.0 DEPTH: 26.5 HEIGHT: 31.5-36.0 SEAT WIDTH: 19.5 SEAT DEPTH: 15.5 SEAT HEIGHT: 17.5-22.0 SEAT HEIGHT W/ SEAT SLIDER: 18.5-23.0 BACK WIDTH: 16.5 BACK HEIGHT: 16.5-19.5 COM: 0.8 YD COL: N/A WEIGHT: 33.0 LB	
	A4	\$695	\$725	\$755	\$805	\$855	\$905	\$970	\$1105	\$1185		
	A5	\$710	\$740	\$770	\$820	\$870	\$920	\$985	\$1120	\$1200		
	A6	\$755	\$785	\$815	\$865	\$915	\$965	\$1030	\$1165	\$1245		
	A7	\$770	\$800	\$830	\$880	\$930	\$980	\$1045	\$1180	\$1260		
	A16	\$720	\$750	\$780	\$830	\$880	\$930	\$995	\$1130	\$1210		
	A36	\$720	\$750	\$780	\$830	\$880	\$930	\$995	\$1130	\$1210		
	A37	\$735	\$765	\$795	\$845	\$895	\$945	\$1010	\$1145	\$1225		
1425 / M1 Low-Back Multi-Function <ul style="list-style-type: none"> • Ratchet back lumbar adjustment • Infinite back angle adjustment • 6° forward tilt • Center knob tension adjustment • 360° swivel • Pneumatic cylinder height adjustment 	A00	\$645	\$675	\$705	\$755	\$805	\$855	\$920	\$1055	\$1135	WIDTH: 27.0 DEPTH: 26.5 HEIGHT: 31.5-36.0 SEAT WIDTH: 19.5 SEAT DEPTH: 15.5 SEAT HEIGHT: 19.0-23.5 SEAT HEIGHT W/ SEAT SLIDER: 20.0-24.5 BACK WIDTH: 16.5 BACK HEIGHT: 16.5-19.5 COM: 0.8 YD COL: N/A WEIGHT: 43.0 LB	
	A4	\$745	\$775	\$805	\$855	\$905	\$955	\$1020	\$1155	\$1235		
	A5	\$760	\$790	\$820	\$870	\$920	\$970	\$1035	\$1170	\$1250		
	A6	\$805	\$835	\$865	\$915	\$965	\$1015	\$1080	\$1215	\$1295		
	A7	\$820	\$850	\$880	\$930	\$980	\$1030	\$1095	\$1230	\$1310		
	A16	\$770	\$800	\$830	\$880	\$930	\$980	\$1045	\$1180	\$1260		
	A36	\$770	\$800	\$830	\$880	\$930	\$980	\$1045	\$1180	\$1260		
	A37	\$785	\$815	\$845	\$895	\$945	\$995	\$1060	\$1195	\$1275		
1425 / Y2 Low-Back Heavy Duty Synchro Tilt with Seat Slider <ul style="list-style-type: none"> • Ratchet back lumbar adjustment • Seat slider standard • 4-position tilt lock • Side knob tension control • 2:1 back-to-seat tilt ratio • 360° swivel • Pneumatic cylinder height adjustment 	A00	\$685	\$715	\$745	\$795	\$845	\$895	\$960	\$1095	\$1175	WIDTH: 27.0 DEPTH: 26.5 HEIGHT: 31.5-36.0 SEAT WIDTH: 19.5 SEAT DEPTH: 15.5 SEAT HEIGHT: 19.0-23.5 BACK WIDTH: 16.5 BACK HEIGHT: 16.5-19.5 COM: 0.8 YD WEIGHT: 35.0 LB	
	A4	\$785	\$815	\$845	\$895	\$945	\$995	\$1060	\$1195	\$1275		
	A5	\$800	\$830	\$860	\$910	\$960	\$1010	\$1075	\$1210	\$1290		
	A6	\$845	\$875	\$905	\$955	\$1005	\$1055	\$1120	\$1255	\$1335		
	A7	\$860	\$890	\$920	\$970	\$1020	\$1070	\$1135	\$1270	\$1350		
	A16	\$810	\$840	\$870	\$920	\$970	\$1020	\$1085	\$1220	\$1300		
	A36	\$810	\$840	\$870	\$920	\$970	\$1020	\$1085	\$1220	\$1300		
	A37	\$825	\$855	\$885	\$935	\$985	\$1035	\$1100	\$1235	\$1315		

ARM OPTIONS

CODE	DESCRIPTION	PRICE	
A4	Height Adjustable Arm	+\$100	
A5	Height/Width Adjustable Arm	+\$115	
A6	Height Adjustable Pivot Slide Arm	+\$160	
A7	Height/Width Adjustable Pivot Slide Arm	+\$175	
A16	Soft Touch C-Shape Arm	+\$125	
A36	Height Adjustable Pivot/Slide Arm	+\$125	
A37	Height/Width Adjustable Pivot/Slide Arm	+\$140	

CYLINDER OPTIONS

CODE	DESCRIPTION	PRICE	
CY17	Low Cylinder-CY17 • Seat Height 15"-18"	+\$0	
CY20	Standard Cylinder-CY20 • Seat Height 16"-21"	+\$0	
CY24	High Cylinder-CY24 • Seat Height 19"-24" • FR20-Foot Ring can be added - \$90 list	+\$0	

STOOL OPTIONS

CODE	DESCRIPTION	PRICE	
CY30	8" Stool • Seat Height: 22"-30" • Use for work surfaces up to 36" • Available with B2 or P1	+\$125	
CY36	10" Stool • Seat Height: 25"-36" • Use for work surfaces up to 42" • Available with B2 or P1	+\$125	

BASE OPTIONS

CODE	DESCRIPTION	PRICE	
BA1B	26" Nylon Base • Black	+\$0	

CASTER OPTIONS

CODE	DESCRIPTION	PRICE	
C1	Carpet Casters	+\$0	
C1S	Hard Floor and Carpet Casters	+\$35	
C2S	Decompression Hard Floor and Soft Carpet Caster	+\$35	

ADDITIONAL OPTIONS

CODE	DESCRIPTION	PRICE	
EF1	1" Extra Foam on Seat • If EF1 is selected, cannot use MF1 in addition.	+\$30	
MF1	1" Visco Elastic Memory Foam on Seat. • If MF1 is selected, cannot use EF1 in addition	+\$50	
SS	Seat Slider 2.5" • Side Paddle Activated • Factory Installed • Available with S2, P1, R1 & M1 • Seat slider not available with stools	+\$60	
BT	Replace Knob with Bolt • For B2 or S2 Controls Only	+\$15	



Agent

LENDING COMFORT, DURABILITY,
AND VALUE TO EVERY PROJECT

MID-BACK

- Task, conference and stool seating
- Ratchet back lumbar height adjustment on select models
- Poly outer back
- Low- or mid-back models
- Warranted to 300 lbs.

Webpage



GSA SIN # 33721

Agent

MID-BACK

Webpage









GSA SIN # 33721




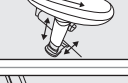

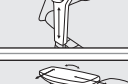
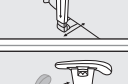
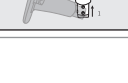
MODEL / CONTROL

ARMS MATERIAL




DIMENSIONS

MODEL / CONTROL	ARMS	MATERIAL							DIMENSIONS
		A	B/COM	C	D	E	F	G	
 1660 / B2 Mid-Back Basic Task with Back Depth Adjustment <ul style="list-style-type: none"> • 360° swivel • Pneumatic cylinder height adjustment 	A00	\$575	\$610	\$640	\$695	\$745	\$795	\$865	WIDTH: 26.5 DEPTH: 26.5 HEIGHT: 40.0-44.5 SEAT WIDTH: 22.0 SEAT DEPTH: 17.0 SEAT HEIGHT: 18.5-23.0 BACK WIDTH: 19.5 BACK HEIGHT: 23.0-26.0 COM: 1.0 YD WEIGHT: 40.0 LB
	A4	\$675	\$710	\$740	\$795	\$845	\$895	\$965	
	A5	\$690	\$725	\$755	\$810	\$860	\$910	\$980	
	A6	\$735	\$770	\$800	\$855	\$905	\$955	\$1025	
	A7	\$750	\$785	\$815	\$870	\$920	\$970	\$1040	
	A16	\$700	\$735	\$765	\$820	\$870	\$920	\$990	
	A36	\$700	\$735	\$765	\$820	\$870	\$920	\$990	
	A37	\$715	\$750	\$780	\$835	\$885	\$935	\$1005	
 1660 / S2 Mid-Back Swivel Tilt with Back Depth Adjustment <ul style="list-style-type: none"> • Adjustable back depth • Upright lock • Center knob tension adjustment • 360° swivel • Pneumatic cylinder height adjustment 	A00	\$620	\$655	\$685	\$740	\$790	\$840	\$910	WIDTH: 26.5 DEPTH: 26.5 HEIGHT: 40.0-44.5 SEAT WIDTH: 22.0 SEAT DEPTH: 17.0 SEAT HEIGHT: 18.5-23.0 SEAT HEIGHT W/ SEAT SLIDER: 19.5-24.0 BACK WIDTH: 19.5 BACK HEIGHT: 23.0-26.0 COM: 1.0 YD COL: N/A WEIGHT: 42.0 LB
	A4	\$720	\$755	\$785	\$840	\$890	\$940	\$1010	
	A5	\$735	\$770	\$800	\$855	\$905	\$955	\$1025	
	A6	\$780	\$815	\$845	\$900	\$950	\$1000	\$1070	
	A7	\$795	\$830	\$860	\$915	\$965	\$1015	\$1085	
	A16	\$745	\$780	\$810	\$865	\$915	\$965	\$1035	
	A36	\$745	\$780	\$810	\$865	\$915	\$965	\$1035	
	A37	\$760	\$795	\$825	\$880	\$930	\$980	\$1050	
 1660 / P1 Mid-Back Posture Back <ul style="list-style-type: none"> • Infinite back angle adjustment with free float • 360° swivel • Pneumatic cylinder height adjustment 	A00	\$660	\$695	\$725	\$780	\$830	\$880	\$950	WIDTH: 26.5 DEPTH: 26.5 HEIGHT: 40.0-47.5 SEAT WIDTH: 22.0 SEAT DEPTH: 17.0 SEAT HEIGHT: 18.5-23.0 SEAT HEIGHT W/ SEAT SLIDER: 19.5-24.0 BACK WIDTH: 19.5 BACK HEIGHT: 23.0-26.0 COM: 1.0 YD COL: N/A WEIGHT: 44.0 LB
	A4	\$760	\$795	\$825	\$880	\$930	\$980	\$1050	
	A5	\$775	\$810	\$840	\$895	\$945	\$995	\$1065	
	A6	\$820	\$855	\$885	\$940	\$990	\$1040	\$1110	
	A7	\$835	\$870	\$900	\$955	\$1005	\$1055	\$1125	
	A16	\$785	\$820	\$850	\$905	\$955	\$1005	\$1075	
	A36	\$785	\$820	\$850	\$905	\$955	\$1005	\$1075	
	A37	\$800	\$835	\$865	\$920	\$970	\$1020	\$1090	
 1660 / R1 Mid-Back Rocking Tilt <ul style="list-style-type: none"> • Infinite back angle adjustment • Infinite tilt lock • Center knob tension adjustment • 360° swivel • Pneumatic cylinder height adjustment 	A00	\$670	\$705	\$735	\$790	\$840	\$890	\$960	WIDTH: 26.5 DEPTH: 26.5 HEIGHT: 40.0-47.5 SEAT WIDTH: 22.0 SEAT DEPTH: 16.0 SEAT HEIGHT: 18.5-23.0 SEAT HEIGHT W/ SEAT SLIDER: 19.5-24.0 BACK WIDTH: 19.5 BACK HEIGHT: 23.0-26.0 COM: 1.0 YD COL: N/A WEIGHT: 46.0 LB
	A4	\$770	\$805	\$835	\$890	\$940	\$990	\$1060	
	A5	\$785	\$820	\$850	\$905	\$955	\$1005	\$1075	
	A6	\$830	\$865	\$895	\$950	\$1000	\$1050	\$1120	
	A7	\$845	\$880	\$910	\$965	\$1015	\$1065	\$1135	
	A16	\$795	\$830	\$860	\$915	\$965	\$1015	\$1085	
	A36	\$795	\$830	\$860	\$915	\$965	\$1015	\$1085	
	A37	\$810	\$845	\$875	\$930	\$980	\$1030	\$1100	
 1660 / M1 Mid-Back Multi-Function <ul style="list-style-type: none"> • Ratchet back lumbar adjustment • Infinite back angle adjustment • 6° forward tilt • Center knob tension adjustment • 360° swivel • Pneumatic cylinder height adjustment 	A00	\$720	\$755	\$785	\$840	\$890	\$940	\$1010	WIDTH: 26.5 DEPTH: 26.5 HEIGHT: 38.5-44.0 SEAT WIDTH: 22.0 SEAT DEPTH: 17.5-20.5 SEAT HEIGHT: 18.5-23.0 SEAT HEIGHT W/ SEAT SLIDER: 19.5-24.0 BACK WIDTH: 19.5 BACK HEIGHT: 23.0-26.0 COM: 1.0 YD COL: N/A WEIGHT: 48.0 LB
	A4	\$820	\$855	\$885	\$940	\$990	\$1040	\$1110	
	A5	\$835	\$870	\$900	\$955	\$1005	\$1055	\$1125	
	A6	\$880	\$915	\$945	\$1000	\$1050	\$1100	\$1170	
	A7	\$895	\$930	\$960	\$1015	\$1065	\$1115	\$1185	
	A16	\$845	\$880	\$910	\$965	\$1015	\$1065	\$1135	
	A36	\$845	\$880	\$910	\$965	\$1015	\$1065	\$1135	
	A37	\$860	\$895	\$925	\$980	\$1030	\$1080	\$1150	
 1660 / Y2 Mid-Back Heavy Duty Synchro Tilt <ul style="list-style-type: none"> • Ratchet back lumbar adjustment • Seat slider standard • 4-position tilt lock • Side knob tension control • 2:1 back-to-seat tilt ratio • 360° swivel • Pneumatic cylinder height adjustment 	A00	\$760	\$795	\$825	\$880	\$930	\$980	\$1050	WIDTH: 26.5 DEPTH: 26.5 HEIGHT: 38.5-44.0 SEAT WIDTH: 22.0 SEAT DEPTH: 17.5-20.5 SEAT HEIGHT: 18.5-21.5 BACK WIDTH: 19.5 BACK HEIGHT: 23.0-26.0 COM: 1.0 YD COL: N/A WEIGHT: 48.0 LB
	A4	\$860	\$895	\$925	\$980	\$1030	\$1080	\$1150	
	A5	\$875	\$910	\$940	\$995	\$1045	\$1095	\$1165	
	A6	\$920	\$955	\$985	\$1040	\$1090	\$1140	\$1210	
	A7	\$935	\$970	\$1000	\$1055	\$1105	\$1155	\$1225	
	A16	\$885	\$920	\$950	\$1005	\$1055	\$1105	\$1175	
	A36	\$885	\$920	\$950	\$1005	\$1055	\$1105	\$1175	
	A37	\$900	\$935	\$965	\$1020	\$1070	\$1120	\$1190	

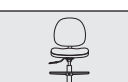

ARM OPTIONS

CODE	DESCRIPTION	PRICE	
A4	Height Adjustable Arm	+\$100	
A5	Height/Width Adjustable Arm	+\$115	
A6	Height Adjustable Pivot Slide Arm	+\$160	
A7	Height/Width Adjustable Pivot Slide Arm	+\$175	
A16	Soft Touch C-Shape Arm	+\$125	
A36	Height Adjustable Pivot/Slide Arm	+\$125	
A37	Height/Width Adjustable Pivot/Slide Arm	+\$140	
A90	Height/Width Adjustable Breakaway Arm	\$240	

CYLINDER OPTIONS

CODE	DESCRIPTION	PRICE	
CY17	Low Cylinder-CY17 • Seat Height 15"-18"	+\$0	
CY20	Standard Cylinder-CY20 • Seat Height 16"-21"	+\$0	
CY24	High Cylinder-CY24 • Seat Height 19"-24" • FR20-Foot Ring can be added - \$90 list	+\$0	

STOOL OPTIONS

CODE	DESCRIPTION	PRICE	
CY30	8" Stool • Seat Height: 22"-30" • Use for work surfaces up to 36" • Available with B2 or P1	+\$125	
CY36	10" Stool • Seat Height: 25"-36" • Use for work surfaces up to 42" • Available with B2 or P1	+\$125	

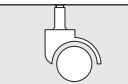


SHIPPING OPTIONS

CODE	DESCRIPTION	PRICE
AB	Assembled in Bag	+\$0
PAC	Partially Assembled in Carton	+\$0
BAC	Back Assembled in Carton	+\$80

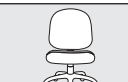

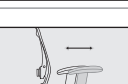
BASE OPTIONS

CODE	DESCRIPTION	PRICE	
BA1B	26" Nylon Base • Black	+\$0	

CASTER OPTIONS

CODE	DESCRIPTION	PRICE	
C1	Carpet Casters	+\$0	
C1S	Hard Floor and Carpet Casters	+\$35	
C2S	Decompression Hard Floor and Soft Carpet Caster	+\$35	

ADDITIONAL OPTIONS

CODE	DESCRIPTION	PRICE	
EF1	1" Extra Foam on Seat • If EF1 is selected, cannot use MF1 in addition.	+\$30	
MF1	1" Visco Elastic Memory Foam on Seat. • If MF1 is selected, cannot use EF1 in addition	+\$50	
SS	Seat Slider 2.5" • Side Paddle Activated • Factory Installed • Available with S2, P1, R1 & M1 • Seat slider not available with stools	+\$60	
BT	Replace Knob with Bolt • For B2 or S2 Controls Only	+\$15	