



Acclaim

CONTEMPORARY EUROPEAN
STYLING YET SUBTLE DETAILING

HIGH-BACK

- Task, conference and executive seating
- Sleek rectilinear design with fine stitching
- Dual density foam provides firm profile with plush comfortable interior
- Polished arm with upholstered pad available
- Warranted to 300 lbs.

Webpage



GSA SIN # 33721

Acclaim HIGH-BACK

Webpage



GSA SIN # 33721

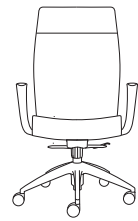
SHIPPING OPTIONS

CODE	DESCRIPTION	PRICE
AB	Assembled in Bag	+\$0
PAC	Partially Assembled in Carton	+\$0
BAC	Back Assembled in Carton	+\$80

MODEL / CONTROL

ARMS MATERIAL

DIMENSIONS



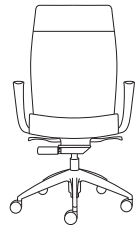
2780 / Y3

High-Back Full Synchro Tilt

- 3-position tilt lock
- 2:1 back-to-seat tilt ratio
- Center knob tension adjustment
- 360° swivel
- Pneumatic cylinder height adjustment

	A	B/COM	C	D	E	F	G	L3/COL	L4	L5
A00	\$989	\$1054	\$1109	\$1164	\$1267	\$1369	\$1459	\$1289	\$1314	\$1499
A10	\$1099	\$1164	\$1219	\$1274	\$1377	\$1479	\$1569	\$1399	\$1424	\$1609
A19	\$1224	\$1289	\$1344	\$1399	\$1502	\$1604	\$1694	\$1524	\$1549	\$1734
A23B/G	\$1084	\$1149	\$1204	\$1259	\$1362	\$1464	\$1554	\$1384	\$1409	\$1594
A27	\$1224	\$1289	\$1344	\$1399	\$1502	\$1604	\$1694	\$1524	\$1549	\$1734
A36	\$1114	\$1179	\$1234	\$1289	\$1392	\$1494	\$1584	\$1414	\$1439	\$1624
A37	\$1129	\$1194	\$1249	\$1304	\$1407	\$1509	\$1599	\$1429	\$1454	\$1639

WIDTH: 27.5
DEPTH: 26.5
HEIGHT: 44.0-48.5
SEAT WIDTH: 20.0
SEAT DEPTH: 17.0
SEAT HEIGHT: 18.0-23.0
SEAT HEIGHT W/
SEAT SLIDER: 19.0-24.0
BACK WIDTH: 21.5
BACK HEIGHT: 26.5
COM: 1.9 YD
COL: 39.0 SQ FT
WEIGHT: 48.0 LB



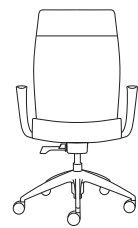
2780 / Y2

High-Back Heavy Duty Synchro Tilt

- 4-position tilt lock
- Side knob tension adjustment
- 2:1 back-to-seat tilt ratio
- 360° swivel
- Pneumatic cylinder height adjustment

	A	B/COM	C	D	E	F	G	L3/COL	L4	L5
A00	\$1019	\$1084	\$1139	\$1194	\$1297	\$1399	\$1489	\$1319	\$1344	\$1529
A10	\$1129	\$1194	\$1249	\$1304	\$1407	\$1509	\$1599	\$1429	\$1454	\$1639
A19	\$1254	\$1319	\$1374	\$1429	\$1532	\$1634	\$1724	\$1554	\$1579	\$1764
A23B/G	\$1114	\$1179	\$1234	\$1289	\$1392	\$1494	\$1584	\$1414	\$1439	\$1624
A27	\$1254	\$1319	\$1374	\$1429	\$1532	\$1634	\$1724	\$1554	\$1579	\$1764
A36	\$1144	\$1209	\$1264	\$1319	\$1422	\$1524	\$1614	\$1444	\$1469	\$1654
A37	\$1159	\$1224	\$1279	\$1334	\$1437	\$1539	\$1629	\$1459	\$1484	\$1669

WIDTH: 27.5
DEPTH: 26.5
HEIGHT: 44.0-49.0
SEAT WIDTH: 20.0
SEAT DEPTH: 17.0
SEAT HEIGHT: 18.0-23.0
SEAT HEIGHT W/
SEAT SLIDER: 19.0-24.0
BACK WIDTH: 21.5
BACK HEIGHT: 26.5
COM: 1.9 YD
COL: 39.0 SQ FT
WEIGHT: 44.0 LB



2780 / W2

High-Back Weight Balanced Synchro Tilt

- Automatic tension adjustment with option to modify
- Tilt-limiter 4-position lock
- 3:1 back-to-seat tilt ratio
- 360° swivel
- Pneumatic cylinder height adjustment

	A	B/COM	C	D	E	F	G	L3/COL	L4	L5
A00	\$1034	\$1099	\$1154	\$1209	\$1312	\$1414	\$1504	\$1334	\$1359	\$1544
A10	\$1144	\$1209	\$1264	\$1319	\$1422	\$1524	\$1614	\$1444	\$1469	\$1654
A19	\$1269	\$1334	\$1389	\$1444	\$1547	\$1649	\$1739	\$1569	\$1594	\$1779
A23B/G	\$1129	\$1194	\$1249	\$1304	\$1407	\$1509	\$1599	\$1429	\$1454	\$1639
A27	\$1269	\$1334	\$1389	\$1444	\$1547	\$1649	\$1739	\$1569	\$1594	\$1779
A36	\$1159	\$1224	\$1279	\$1334	\$1437	\$1539	\$1629	\$1459	\$1484	\$1669
A37	\$1174	\$1239	\$1294	\$1349	\$1452	\$1554	\$1644	\$1474	\$1499	\$1684

WIDTH: 27.5
DEPTH: 26.5
HEIGHT: 44.0-48.5
SEAT WIDTH: 20.0
SEAT DEPTH: 17.0
SEAT HEIGHT: 18.0-22.5
BACK WIDTH: 21.5
BACK HEIGHT: 26.5
COM: 1.9 YD
COL: 39.0 SQ FT
WEIGHT: 44.0 LB

ARM OPTIONS

CODE	DESCRIPTION	PRICE	
A10	Soft Touch C-Shaped Arm	+\$110	
A19	Polished Aluminum C-Shape Arm	+\$235	
A23B	6-Way Height Adjustable Arm w/ Sliding Pad • Black	+\$95	
A23G	6-Way Height Adjustable Arm w/ Sliding Pad • Graphite	+\$95	
A27	Polished Aluminum C-Shape Arm with Matching Upholstered Pad	+\$235	
A36	Height Adjustable Pivot/Slide Arm	+\$125	
A37	Height/Width Adjustable Pivot/Slide Arm	+\$140	

BASE OPTIONS

CODE	DESCRIPTION	PRICE	
BA11B	27" Mid-Profile Nylon • Black	+\$0	
BA11G	27" Mid-Profile Nylon • Graphite	+\$0	
BA12B	27" Mid-Profile Aluminum Base • Black	+\$110	
BA12P	27" Mid-Profile Aluminum Base • Polished • C7 Chrome-Accented Casters Standard with Polished Base	+\$110	
JB1	Jury Base	+\$300	

CASTER OPTIONS

CODE	DESCRIPTION	PRICE	
C6	Large Diameter Carpet Casters	+\$0	
C6S	Large Diameter Hard Floor and Carpet Casters	+\$35	
C7	Chrome-Accented Hard Floor and Carpet Casters	+\$0	

ADDITIONAL OPTIONS

CODE	DESCRIPTION	PRICE	
SS	Seat Slider 2.5" • Side Paddle Activated • Factory Installed • For Models with Y2 and Y3 Controls Only	+\$60	