

Disassembly and Recycling Instructions

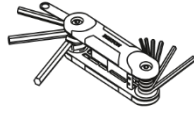
Mila-3760

Tools Required:

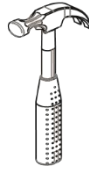
Task




Safety Glasses



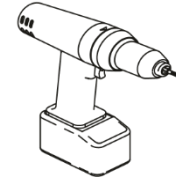
Allen Wrenches



Hammer



Screwdriver



Battery Drill

1. Remove Casters from the base. Recycle Casters
2. Face the chair down and Hammer the control while pulling on the base to separate. Recycle Base
3. Separate the Cylinder from the base then recycle.
4. Face the Chair down and use the Battery Drill/Screwdriver to remove and unscrew the Arm Caps. Recycle Arm Caps
5. Use a Battery Drill/Screwdriver to remove back from control. Discard Back
6. Use a Battery Drill/Screwdriver to remove Seat from control. Discard Seat



Back

Polypropylene/Polyurethane foam



Arm Caps

Polypropylene

Seat

Polypropylene/Polyurethane foam



Control

Aluminum/Steel/Polypropylene



Gas Lift

Steel



Base

Cast Aluminum



Casters

Polypropylene, Nylon, ABS, Aluminum



= Recyclable Material Content