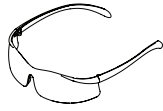


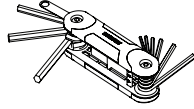
# Disassembly and Recycling Instructions

**Tori-3560**

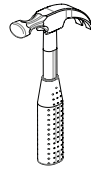
## Tools Required:



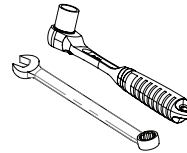
Safety Glasses



Metric Allen Wrenches



Hammer



Wrenches/Ratchet

1. Remove Casters from the base. Recycle Casters
2. Face the chair down and Hammer the control while pulling on the base to separate.
3. Separate the Cylinder from the base then recycle.
4. Face the Chair down and use the allen wrench to remove and unscrew the arms. Recycle Arms
5. Use a wrench to remove the control and then recycle.
6. Discard the Seat and Back.



### Back

Nylon Glass Filled Frame/  
High Resilient Cut foam/Polyester

### Arms

Nylon Glass Filled Arm PA6+ 30%

### Seat

Nylon Glass Filled PA6+ 30%  
Polyurethane Molded Foam

### Control / Gas Lift

Polypropylene, Steel

### Base

Nylon Glass Filled PA6+ 30%



### Casters

Polypropylene



= Recyclable Material Content