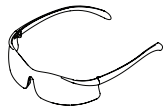


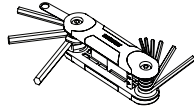
Disassembly and Recycling Instructions

Vault-1460

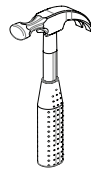
Tools Required:



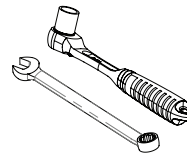
Safety Glasses



Metric Allen Wrenches



Hammer



Wrenches/Ratchet

1. Remove Casters from the base. Recycle Casters
2. Face the chair down and Hammer the control while pulling on the base to separate.
3. Separate the Cylinder from the base then recycle.
4. Face the Chair down and use the allen wrench to remove and unscrew the arms. Recycle Arms
5. Use a wrench to remove the control and then recycle.
6. Discard the Seat and Back.



Back

Polypropylene/Polyurethane foam/
Polyester



Arms

Polypropylene/Polyurethane foam

Seat

Plywood/Polyurethane foam



Control / Gas Lift

Polypropylene, Steel



Base

Polypropylene



Casters

Polypropylene, Nylon, ABS



= Recyclable Material Content