

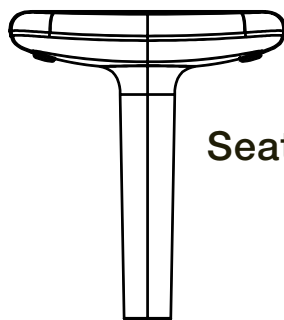
Remy

INS-P2820-B3-PAC

ASSEMBLY INSTRUCTIONS

9to5[®]
seating

PARTS



Seat (x1)

Cylinder (x1)



Base (x1)

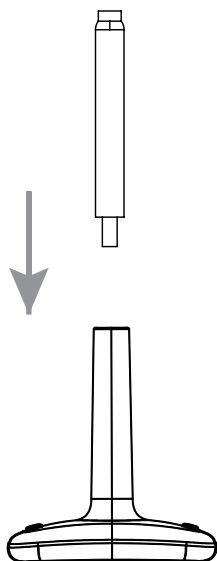


Missing parts or hardware? Call 888.925.SEAT

STEP 1

Attach the seat to the cylinder.

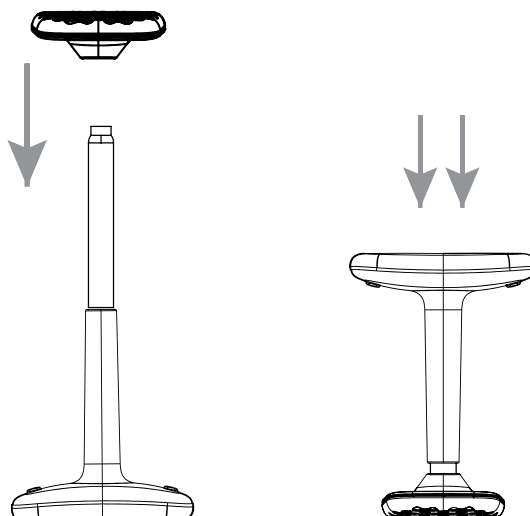
1A. Remove the protective cap from the cylinder.



1B. Invert the seat, fabric side down. Place the cylinder into the underside of the seat.

STEP 2

Attach the base onto the other end of the cylinder. Place entire unit seat side up, and press down firmly to secure.





PHONE 888.925.SEAT **FAX** 866.925.SEAT **9to5seating.com**
3211 Jack Northrop Ave. Hawthorne, CA 90250

©2021 9to5 Seating