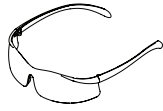


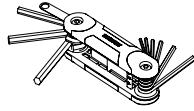
Disassembly and Recycling Instructions

Vesta 3060-3080

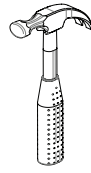
Tools Required:



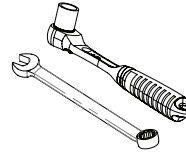
Safety Glasses



Metric Allen
Wrenches



Hammer



Wrenches/Ratchet

1. Remove Casters from the base. Discard Casters
2. Face the chair down and Hammer the control while pulling on the base to separate.
3. Separate the Gas Lift from the base. Recycle the Base and Gas Lift.
4. Face the chair down towards the floor. Use allen wrenches to remove arms. Recycle Arms
5. Use a wrench to remove the control from seat. Discard Seat
6. Use allen wrench to remove back from control. Recycle control
7. Remove aluminum portion of back with plastic/mesh. Discard Plastic/Mesh and Recycle aluminum



Back

Polyester, Polypropylene, Aluminum 



Arms

Aluminum/Polyurethane foam

Seat

Polyurethane foam, Polyester, Polypropylene



Control

Polypropylene, Steel



Gas Lift

Steel



Base

Aluminum

Casters

Polypropylene, Nylon, ABS, Steel



= Recyclable Material Content