

acclaim

contemporary european styling yet subtle detailing

GSA SIN # 711-18 Pending

- Weight balance or synchro control
- Synchro with independent back angle adjustment available
- New polished arm style with upholstered caps
- Many standard arm options also available
- Great addition for conference or executive
- Standard black nylon high profile base
- Rated for 300 lbs.



CREATING ACCLAIM MODEL NUMBER

MODEL NUMBER CONTROL ARMS GRADE CASTERS BASE PACKAGING OPTIONS

2 7 8 0 - [] [] - A [] [] - [] [] - [] [] [] [] - [] [] [] [] - [] [] [] []

* GT MODELS DO NOT HAVE A CASTER CODE

PACKAGING NOTES

CODE	DESCRIPTION	LIST UPCHARGE
AB	ASSEMBLED IN BAG FOR WILL CALL	\$0
PAC	PARTIALLY ASSEMBLED IN CARTON	\$0
BAC	BACK ASSEMBLED IN CARTON	\$40

NEW HIGH-BACK

MODEL	CONTROL	DESCRIPTION	ARM	FABRIC	A/COM	B	C	D	E	F	G	L3/COL	L4	L5
NEW MODEL 2780	W2	HIGH-BACK WEIGHT BALANCED SYNCHRO - 1 PADDLE Use for a variety of general office seating, including private office and conference room seating.	ARMLESS		495	550	585	640	700	770	845	675	720	940
	A10				580	635	670	725	785	855	930	760	805	1025
	A19				695	750	785	840	900	970	1045	875	920	1140
	A27				675	730	765	820	880	950	1025	855	900	1120
	A36				600	655	690	745	805	875	950	780	825	1045
	A37				620	675	710	765	825	895	970	800	845	1065

SEAT SLIDER (SS) - NOT AVAILABLE WITH W2

MODEL	CONTROL	DESCRIPTION	ARM	FABRIC	A/COM	B	C	D	E	F	G	L3/COL	L4	L5
NEW MODEL 2780	Y2	HIGH-BACK SYNCHRO TILT - 3 PADDLE Use for a variety of general office seating, including private office and conference room seating.	ARMLESS		555	610	645	700	760	830	905	735	780	1000
	A10				640	695	730	785	845	915	990	825	865	1085
	A19				755	810	845	900	960	1030	1105	935	980	1200
	A27				735	790	825	880	940	1010	1085	915	960	1180
	A36				660	715	750	805	865	935	1010	840	885	1105
	A37				680	735	770	825	885	955	1030	860	905	1125

SEAT SLIDER (SS) - ADD \$60

MODEL	CONTROL	DESCRIPTION	ARM	FABRIC	A/COM	B	C	D	E	F	G	L3/COL	L4	L5
NEW MODEL 2780	Y5	HIGH-BACK FULL SYNCHRO - 3 PADDLE High function full synchro control with independent back angle adjust. Use for general office, task, or management.	ARMLESS		575	630	665	720	780	850	925	755	800	1020
	A10				660	715	750	805	865	935	1010	840	885	1105
	A19				775	830	865	920	980	1050	1125	955	1000	1220
	A27				755	810	845	900	960	1030	1105	935	980	1200
	A36				680	735	770	825	885	955	1030	860	905	1125
	A37				700	755	790	845	905	975	1050	880	925	1145

SEAT SLIDER (SS) - STANDARD

FEATURES

- Pneumatic Seat Height Adjustment
- Weight Balanced Control with Body Adjust
- 4 Back Recline Limit Positions
- Rated for 300 lbs

DIMENSIONS

WIDTH: 27.3
DEPTH: 26.5
HEIGHT: 44.50-49.00
SEAT WIDTH: 20.0
SEAT DEPTH: 17.0
SEAT HEIGHT: 17.25-21.75
BACK WIDTH: 21.3
BACK HEIGHT: 44.3
COM: 1.7 YD
COL: 27 SQ FT
WEIGHT: 44.0 LB


- Pneumatic Seat Height Adjustment
- Side Tension Control
- Synchro Control
- 4 Position Back Lock
- Rated for 300 lbs

WIDTH: 27.3
DEPTH: 26.5
HEIGHT: 44.50-49.00
SEAT WIDTH: 20.0
SEAT DEPTH: 17.0
SEAT HEIGHT: 17.25-21.75
BACK WIDTH: 21.3
BACK HEIGHT: 44.3
COM: 1.7 YD
COL: 27 SQ FT
WEIGHT: 44.0 LB

- Pneumatic Seat Height Adjustment
- Synchro with Independent Back Angle Lock
- 4 Back Locking Positions
- Side Tension Control
- Standard Seat Slider Adds 3" Adjustment
- Rated for 300 lbs


WIDTH: 27.3
DEPTH: 26.5
HEIGHT: 44.50-49.00
SEAT WIDTH: 20.0
SEAT DEPTH: 17.0
SEAT HEIGHT: 17.25-21.75
BACK WIDTH: 21.3
BACK HEIGHT: 44.3
COM: 1.7 YD
COL: 27 SQ FT
WEIGHT: 44.0 LB

ARM OPTIONS




A10
\$85

Fixed Arm




A19
\$200

Polished Aluminum C-Shape Arm




A27
\$180

Polished Aluminum C-Shape Arm with matching upholstered pad.



A36
\$105

Height Adjustable Arm with Sliding Pivoting Pad



A37
\$125

Height/Width Adjustable Arm with Sliding Pivoting Pad

CASTER OPTIONS



C6

Standard with BA11 60MM Hoodless Heavy Duty Y Carpeted Floor Casters



C6S
\$35

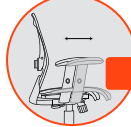
60MM Hoodless Heavy Duty Y Hard Floor Casters



C7


60MM Hoodless Chrome Accented Heavy Duty Carpeted Floor Casters

ADDITIONAL OPTIONS




SS
\$60

Seat Slider 2.5" Side Paddle Activated (for Models with Y2 Control)



BA11B
STD

27" Mid-Profile Nylon Base - Black



BA12P
\$100

27" Mid-Profile Aluminum Base - Polished

AVAILABLE JANUARY 2017