

indy

flex back movement yields superior comfort

GSA SIN # 711-19

- High density, multipurpose stacker
- Seat and back styles include: all plastic, upholstered seat w/ plastic back or fully upholstered seat and back
- Flex back provides 15 degrees of movement
- 11 plastic colors, 2 frame finishes
- Warranted up to 250 lbs



CREATING INDY MODEL NUMBER

MODEL NUMBER CONTROL FRAME COLOR UPHOLSTERY PLASTIC COLOR GRADE PACKAGING OPTIONS

1 0 0 0 - G T - F - U S - P - - - - - - - -

FRAME COLORS

CODE	DESCRIPTION
BF	BLACK
CF	CHROME

PACKAGING NOTES


CODE	DESCRIPTION	LIST UPCHARGE
AB	ASSEMBLED IN BAG FOR WILL CALL	\$0
AC	ASSEMBLED IN CARTON	\$0

INDY CHAIRS SHIP UP TO 4 PER CARTON

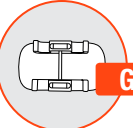
NOTE: Due to the nature of vinyl upholstery, stacking may cause impressions on the seat. 9to5 Seating does not warrant the effects of the stacking on vinyl upholstery.

MODEL	CONTROL	DESCRIPTION	FRAME COLOR	FABRIC	FEATURES	DIMENSIONS																					
1010	GT	GUEST STACKING Armless sled shape frame with plastic back and upholstered seat.	BF CF	<table border="1"> <thead> <tr> <th>A/COM</th> <th>B</th> <th>C</th> <th>D</th> <th>E</th> <th>F</th> <th>G</th> </tr> </thead> <tbody> <tr> <td>275</td> <td>300</td> <td>315</td> <td>340</td> <td>365</td> <td>395</td> <td>425</td> </tr> <tr> <td>290</td> <td>315</td> <td>330</td> <td>355</td> <td>380</td> <td>410</td> <td>440</td> </tr> </tbody> </table>	A/COM	B	C	D	E	F	G	275	300	315	340	365	395	425	290	315	330	355	380	410	440	<ul style="list-style-type: none"> • 15 Degrees of Flex in Back • Non-Marring Floor Glides • Stacks 7 High on Floor • Stacks 20 High on Optional Dolly Maintaining Clearance Under an 80" Doorway • Rated for 250 lbs 	<p>WIDTH: 22.0 DEPTH: 21.5 HEIGHT: 33.0 SEAT WIDTH: 18.0 SEAT DEPTH: 17.5 SEAT HEIGHT: 18.0 BACK WIDTH: 17.0 BACK HEIGHT: 16.0 COM: 0.7 YDS WEIGHT: 19.0 LB</p>
A/COM	B	C	D	E	F	G																					
275	300	315	340	365	395	425																					
290	315	330	355	380	410	440																					
1020	GT	GUEST STACKING Standard with armrests. Sled shape frame with plastic back and upholstered seat.	BF CF	<table border="1"> <thead> <tr> <th>A/COM</th> <th>B</th> <th>C</th> <th>D</th> <th>E</th> <th>F</th> <th>G</th> </tr> </thead> <tbody> <tr> <td>320</td> <td>345</td> <td>360</td> <td>385</td> <td>410</td> <td>440</td> <td>470</td> </tr> <tr> <td>335</td> <td>360</td> <td>375</td> <td>400</td> <td>425</td> <td>455</td> <td>485</td> </tr> </tbody> </table>	A/COM	B	C	D	E	F	G	320	345	360	385	410	440	470	335	360	375	400	425	455	485	<ul style="list-style-type: none"> • 15 Degrees of Flex in Back • Non-Marring Floor Glides • Stacks 7 High on Floor • Stacks 20 High on Optional Dolly Maintaining Clearance Under an 80" Doorway • Plastic Armrests Covers Match Plastic Shell Color • Rated for 250 lbs 	<p>WIDTH: 22.0 DEPTH: 21.5 HEIGHT: 33.0 SEAT WIDTH: 18.0 SEAT DEPTH: 17.5 SEAT HEIGHT: 18.0 BACK WIDTH: 17.0 BACK HEIGHT: 16.0 COM: 0.7 YDS WEIGHT: 20.0 LB</p>
A/COM	B	C	D	E	F	G																					
320	345	360	385	410	440	470																					
335	360	375	400	425	455	485																					

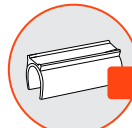
ACCESSORIES




DL4
\$250




GC5
\$20



G12
\$15



G13
\$25



G15
\$25

PLASTIC COLORS

BLACK SWAN P01	CLASSIC BURGUNDY P02	CORAL RED P03	SUNBONNET YELLOW P04
WHITE WHISPER P05	BOULDER GRAY P06	DOVER SKY P07	ESSEX BLUE P08
PALE WATER GREEN P09	CINNABAR ORANGE P10	FEDERAL BLUE P11	

indy

flex back movement yields superior comfort

FULLY UPHOLSTERED - UP

GSA SIN # 711-19

- High density, multipurpose stacker
- Seat and back styles include: all plastic, upholstered seat w/ plastic back or fully upholstered seat and back
- Flex back provides 15 degrees of movement
- 11 plastic colors, 2 frame finishes
- Warranted up to 250 lbs



CREATING INDY MODEL NUMBER

MODEL NUMBER CONTROL FRAME COLOR UPHOLSTERY PLASTIC COLOR GRADE PACKAGING OPTIONS

1 0 0 0 - G T - F - U P - P - - - - -

FRAME COLORS

CODE	DESCRIPTION
BF	BLACK
CF	CHROME

PACKAGING NOTES


CODE	DESCRIPTION	LIST UPCHARGE
AB	ASSEMBLED IN BAG FOR WILL CALL	\$0
AC	ASSEMBLED IN CARTON	\$0

INDY CHAIRS SHIP UP TO 4 PER CARTON

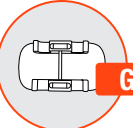
NOTE: Due to the nature of vinyl upholstery, stacking may cause impressions on the seat. 9to5 Seating does not warrant the effects of the stacking on vinyl upholstery.

MODEL	CONTROL	DESCRIPTION	FRAME COLOR	FABRIC	FEATURES	DIMENSIONS																					
1010	GT	GUEST STACKING Armless sled shape frame with upholstered back and seat.	BF CF	<table border="1"> <thead> <tr> <th>A/COM</th> <th>B</th> <th>C</th> <th>D</th> <th>E</th> <th>F</th> <th>G</th> </tr> </thead> <tbody> <tr> <td>325</td> <td>350</td> <td>370</td> <td>395</td> <td>425</td> <td>460</td> <td>495</td> </tr> <tr> <td>340</td> <td>365</td> <td>385</td> <td>410</td> <td>440</td> <td>475</td> <td>510</td> </tr> </tbody> </table>	A/COM	B	C	D	E	F	G	325	350	370	395	425	460	495	340	365	385	410	440	475	510	<ul style="list-style-type: none"> • 15 Degrees of Flex in Back • Non-Marring Floor Glides • Stacks 7 High on Floor • Stacks 20 High on Optional Dolly Maintaining Clearance Under an 80" Doorway • Rated for 250 lbs 	<p>WIDTH: 22.0 DEPTH: 21.5 HEIGHT: 33.0 SEAT WIDTH: 18.0 SEAT DEPTH: 17.5 SEAT HEIGHT: 18.0 BACK WIDTH: 17.0 BACK HEIGHT: 16.0 COM: 0.8 YDS WEIGHT: 19.0 LB</p>
A/COM	B	C	D	E	F	G																					
325	350	370	395	425	460	495																					
340	365	385	410	440	475	510																					
1020	GT	GUEST STACKING Standard with armrests. Sled shape frame with upholstered back and seat.	BF CF	<table border="1"> <thead> <tr> <th>A/COM</th> <th>B</th> <th>C</th> <th>D</th> <th>E</th> <th>F</th> <th>G</th> </tr> </thead> <tbody> <tr> <td>370</td> <td>395</td> <td>415</td> <td>440</td> <td>470</td> <td>505</td> <td>540</td> </tr> <tr> <td>385</td> <td>410</td> <td>430</td> <td>455</td> <td>485</td> <td>520</td> <td>555</td> </tr> </tbody> </table>	A/COM	B	C	D	E	F	G	370	395	415	440	470	505	540	385	410	430	455	485	520	555	<ul style="list-style-type: none"> • 15 Degrees of Flex in Back • Non-Marring Floor Glides • Stacks 7 High on Floor • Stacks 20 High on Optional Dolly Maintaining Clearance Under an 80" Doorway • Plastic Armrests Covers Match Plastic Shell Color • Rated for 250 lbs 	<p>WIDTH: 22.0 DEPTH: 21.5 HEIGHT: 33.0 SEAT WIDTH: 18.0 SEAT DEPTH: 17.5 SEAT HEIGHT: 18.0 BACK WIDTH: 17.0 BACK HEIGHT: 16.0 COM: 0.8 YDS WEIGHT: 20.0 LB</p>
A/COM	B	C	D	E	F	G																					
370	395	415	440	470	505	540																					
385	410	430	455	485	520	555																					

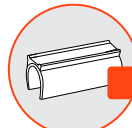
ACCESSORIES




DL4
\$250




GC5
\$20



G12
\$15



G13
\$25



G15
\$25

PLASTIC COLORS

BLACK SWAN P01	CLASSIC BURGUNDY P02	CORAL RED P03	SUNBONNET YELLOW P04
WHITE WHISPER P05	BOULDER GRAY P06	DOVER SKY P07	ESSEX BLUE P08
PALE WATER GREEN P09	CINNABAR ORANGE P10	FEDERAL BLUE P11	