

cortina

simple, straightforward ergonomics and functionality

MID-BACK

GSA SIN # 711-18

- Task, conference and executive seating
- Aluminum base standard
- Warranted up to 250 lbs with S2, GT
- Warranted up to 300 lbs with M1, Y2
- CAL TB 133 Fire Code approved
- GT available in black or chrome frame



CREATING CORTINA MODEL NUMBER

MODEL NUMBER CONTROL ARMS GRADE CASTERS PACKAGING OPTIONS

2 9 0 0 - [] [] - A [] [] - [] [] - C [] [] - [] [] - [] []

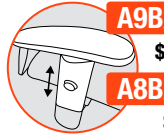
* END 4 DIGIT CODE (SEE PAGE 98) * 2T MODEL & DO NOT USE A 1-DIGIT CODE

PACKAGING NOTES


CODE	DESCRIPTION	LIST UPCHARGE
AB	ASSEMBLED IN BAG FOR WILL CALL	\$0
BAC	BACK ASSEMBLED IN CARTON	\$40

MODEL	CONTROL	DESCRIPTION	ARM	FABRIC/LEATHER	FEATURES	DIMENSIONS
2900	S2	MID-BACK SWIVEL TILT CONTROL Use for a variety of general office seating, including private office and conference room seating.	ARMLESS	A/COM 600 B 655 C 690 D 745 E 805 F 870 G 940 L3/COL 750 L4 850 L5 990	<ul style="list-style-type: none"> • Pneumatic Seat Height Adjustment • Tilt Tension Control • Seat and Back Tilt as a Unit • Upright Position Tilt Lock • Rated for 250 lbs 	WIDTH: 25.0 DEPTH: 26.0 HEIGHT: 39.0-43.5 SEAT WIDTH: 20.5 SEAT DEPTH: 19.0 SEAT HEIGHT: 18.0-22.5 BACK WIDTH: 18.5 BACK HEIGHT: 21.0 COM: 1.6 YD COL: 20.0 SQ FT WEIGHT: 44.0 LB
			A8B / A8S	A/COM 685 B 740 C 775 D 830 E 890 F 955 G 1025 L3/COL 835 L4 935 L5 1075		
			A9B / A9S	A/COM 705 B 760 C 795 D 850 E 910 F 975 G 1045 L3/COL 855 L4 955 L5 1095		
			A16	A/COM 700 B 755 C 790 D 845 E 905 F 970 G 1040 L3/COL 850 L4 950 L5 1090		
			A19	A/COM 800 B 855 C 890 D 945 E 1005 F 1070 G 1140 L3/COL 950 L4 1050 L5 1190		
			A36	A/COM 705 B 760 C 795 D 850 E 910 F 975 G 1045 L3/COL 855 L4 955 L5 1095		
			A37	A/COM 725 B 780 C 815 D 870 E 930 F 995 G 1065 L3/COL 875 L4 975 L5 1115		
				SEAT SLIDER (SS) - NOT AVAILABLE		
2900	Y2	MID-BACK SYNCHRO TILT CONTROL Use for a variety of general office seating, including private office and conference room seating.	ARMLESS	A/COM 680 B 735 C 770 D 825 E 885 F 950 G 1020 L3/COL 830 L4 865 L5 1070	<ul style="list-style-type: none"> • Pneumatic Seat Height Adjustment • Back and Seat Tilt in 2:1 ratio • 4 Locking Positions • Safety Tilt Release • Reduced Rise of Front of Seat • Synchro Control • Side Tension Adjustment • Rated for 300 lbs 	WIDTH: 25.0 DEPTH: 26.0 HEIGHT: 39.0-43.5 SEAT WIDTH: 20.5 SEAT DEPTH: 19.0 SEAT HEIGHT: 18.0-22.5 BACK WIDTH: 18.5 BACK HEIGHT: 21.0 COM: 1.6 YD COL: 20.0 SQ FT WEIGHT: 49.0 LB
			A8B / A8S	A/COM 765 B 820 C 855 D 910 E 970 F 1035 G 1105 L3/COL 915 L4 950 L5 1155		
			A9B / A9S	A/COM 785 B 840 C 875 D 930 E 990 F 1055 G 1125 L3/COL 935 L4 970 L5 1175		
			A16	A/COM 780 B 835 C 870 D 925 E 985 F 1050 G 1120 L3/COL 930 L4 965 L5 1170		
			A19	A/COM 880 B 935 C 970 D 1025 E 1085 F 1150 G 1220 L3/COL 1030 L4 1065 L5 1270		
			A36	A/COM 785 B 840 C 875 D 930 E 990 F 1055 G 1125 L3/COL 935 L4 970 L5 1175		
			A37	A/COM 805 B 860 C 895 D 950 E 1010 F 1075 G 1145 L3/COL 955 L4 990 L5 1195		
				SEAT SLIDER (SS) - NOT AVAILABLE		
2900	M1	MID-BACK MULTIFUNCTION CONTROL Fully articulating seat and back for the highest level of ergonomic needs. Control allows user to pivot seat forward from 0° to 6°.	ARMLESS	A/COM 700 B 755 C 790 D 845 E 905 F 970 G 1040 L3/COL 850 L4 885 L5 1090	<ul style="list-style-type: none"> • Pneumatic Seat Height Adjustment • Tilt Tension Control • Seat and Back Tilt as a Unit • Infinite Tilt Position Lock • Infinite Back Angle Adj w/ Free Float • Seat Pivots from 0° to 6° Forward • Rated for 300 lbs 	WIDTH: 25.0 DEPTH: 26.0 HEIGHT: 39.0-43.5 SEAT WIDTH: 20.5 SEAT DEPTH: 19.0 SEAT HEIGHT: 18.5-23.0 BACK WIDTH: 18.5 BACK HEIGHT: 21.0 COM: 1.6 YD COL: 20.0 SQ FT WEIGHT: 52.0 LB
			A8B / A8S	A/COM 785 B 840 C 875 D 930 E 990 F 1055 G 1125 L3/COL 935 L4 970 L5 1175		
			A9B / A9S	A/COM 805 B 860 C 895 D 950 E 1010 F 1075 G 1145 L3/COL 955 L4 990 L5 1195		
			A16	A/COM 800 B 855 C 890 D 945 E 1005 F 1070 G 1140 L3/COL 950 L4 985 L5 1190		
			A19	A/COM 900 B 955 C 990 D 1045 E 1105 F 1170 G 1240 L3/COL 1050 L4 1085 L5 1290		
			A36	A/COM 805 B 860 C 895 D 950 E 1010 F 1075 G 1145 L3/COL 955 L4 990 L5 1195		
			A37	A/COM 825 B 880 C 915 D 970 E 1030 F 1095 G 1165 L3/COL 975 L4 1010 L5 1215		
				SEAT SLIDER (SS) - NOT AVAILABLE		
2900	GT	GUEST Well suited for guest seating. Comes standard with non-marring glides. A20 Black powder coat A21 Chrome	A20	A/COM 650 B 705 C 740 D 795 E 855 F 920 G 990 L3/COL 800 L4 900 L5 1040	<ul style="list-style-type: none"> • Cantilever Frame Design • Non-Marring Floor Glides • Rated for 250 lbs 	WIDTH: 24.0 DEPTH: 26.0 HEIGHT: 39.0 SEAT WIDTH: 20.5 SEAT DEPTH: 19.0 SEAT HEIGHT: 18.0 BACK WIDTH: 18.5 BACK HEIGHT: 21.0 COM: 1.6 YD COL: 20.0 SQ FT WEIGHT: 49.0 LB
			A21	A/COM 650 B 705 C 740 D 795 E 855 F 920 G 990 L3/COL 800 L4 900 L5 1040		
				SHIPS FULLY ASSEMBLED EITHER AC OR AB		


ARM OPTIONS



A9B/S
\$105




A16
\$100




A19
\$200

A8 2-Way 2-Way Height Adjustable Arm
 A8B - Black, A8S - Silver
 A9 4-Way Adjustable Arm
 A9B - Black, A9S - Silver

Black Soft Touch C-Shape Arm
 Polished Aluminum C-Shape Arm




A36
\$105




A37
\$125

8-Way Adjustable Arms Soft-Touch sliding and pivoting arm pads.
 10-Way Adjustable Arms Soft-Touch sliding and pivoting arm pads and 4" arm width knob under seat.

CASTER OPTIONS



C7
STD



C6S
\$35

Standard w/ BA19 Base
 60mm Hoodless Casters
 60mm Hoodless Hard Floor Casters

ADDITIONAL OPTIONS



BA1
DEDUCT \$50



BA9
DEDUCT \$50

27" Black Nylon Spider Base comes standard w/ C1 50mm Hooded Casters
 26" High Profile Black Nylon Base comes standard w/ C6 65mm Hoodless Casters

cortina

simple, straightforward ergonomics and functionality

GSA SIN # 711-18

- Task, conference and executive seating
- Aluminum base standard
- Warranted up to 250 lbs with S2, GT
- Warranted up to 300 lbs with M1, Y2
- CAL TB 133 Fire Code approved



CREATING CORTINA MODEL NUMBER

MODEL NUMBER CONTROL ARMS GRADE CASTERS PACKAGING OPTIONS

2 9 1 0 - [] - A [] - [] - C [] - [] - [] - []

* FOR ARMLESS CODE USE A00 * GT MODELS DO NOT HAVE A CASTER CODE

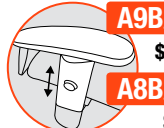
PACKAGING NOTES

CODE	DESCRIPTION	LIST UPCHARGE
AB	ASSEMBLED IN BAG FOR WILL CALL	\$0
BAC	BACK ASSEMBLED IN CARTON	\$40


HIGH-BACK

MODEL	CONTROL	DESCRIPTION	ARM	FABRIC/LEATHER	FEATURES	DIMENSIONS																																																																																
2910	S2	HIGH-BACK SWIVEL TILT CONTROL Use for a variety of general office seating, including private office and conference room seating.	ARMLESS	<table border="1"> <thead> <tr> <th>A/COM</th> <th>B</th> <th>C</th> <th>D</th> <th>E</th> <th>F</th> <th>G</th> <th>L3/COL</th> <th>L4</th> <th>L5</th> </tr> </thead> <tbody> <tr><td>650</td><td>705</td><td>740</td><td>795</td><td>860</td><td>930</td><td>1005</td><td>820</td><td>900</td><td>1100</td></tr> <tr><td>735</td><td>790</td><td>825</td><td>880</td><td>945</td><td>1015</td><td>1090</td><td>905</td><td>985</td><td>1185</td></tr> <tr><td>755</td><td>810</td><td>845</td><td>900</td><td>965</td><td>1035</td><td>1110</td><td>925</td><td>1005</td><td>1205</td></tr> <tr><td>750</td><td>805</td><td>840</td><td>895</td><td>960</td><td>1030</td><td>1105</td><td>920</td><td>1000</td><td>1200</td></tr> <tr><td>850</td><td>905</td><td>940</td><td>995</td><td>1060</td><td>1130</td><td>1205</td><td>1020</td><td>1100</td><td>1300</td></tr> <tr><td>755</td><td>810</td><td>845</td><td>900</td><td>965</td><td>1035</td><td>1110</td><td>925</td><td>1005</td><td>1205</td></tr> <tr><td>775</td><td>830</td><td>865</td><td>920</td><td>985</td><td>1055</td><td>1130</td><td>945</td><td>1025</td><td>1225</td></tr> </tbody> </table>	A/COM	B	C	D	E	F	G	L3/COL	L4	L5	650	705	740	795	860	930	1005	820	900	1100	735	790	825	880	945	1015	1090	905	985	1185	755	810	845	900	965	1035	1110	925	1005	1205	750	805	840	895	960	1030	1105	920	1000	1200	850	905	940	995	1060	1130	1205	1020	1100	1300	755	810	845	900	965	1035	1110	925	1005	1205	775	830	865	920	985	1055	1130	945	1025	1225	<ul style="list-style-type: none"> • Pneumatic Seat Height Adjustment • Tilt Tension Control • Seat and Back Tilt as a Unit • Upright Position Tilt Lock • Rated for 250 lbs 	WIDTH: 25.0 DEPTH: 25.0 HEIGHT: 47.0-51.5 SEAT WIDTH: 20.5 SEAT DEPTH: 19.0 SEAT HEIGHT: 18.0-22.5 BACK WIDTH: 18.5 BACK HEIGHT: 29.0 COM: 1.7 YD COL: 23.0 SQ FT WEIGHT: 48.0 LB
A/COM	B		C	D	E	F	G	L3/COL	L4	L5																																																																												
650	705		740	795	860	930	1005	820	900	1100																																																																												
735	790		825	880	945	1015	1090	905	985	1185																																																																												
755	810		845	900	965	1035	1110	925	1005	1205																																																																												
750	805		840	895	960	1030	1105	920	1000	1200																																																																												
850	905	940	995	1060	1130	1205	1020	1100	1300																																																																													
755	810	845	900	965	1035	1110	925	1005	1205																																																																													
775	830	865	920	985	1055	1130	945	1025	1225																																																																													
			A8B / A8S																																																																																			
			A9B / A9S																																																																																			
			A16																																																																																			
			A19																																																																																			
			A36																																																																																			
			A37																																																																																			
				SEAT SLIDER (SS) - NOT AVAILABLE																																																																																		
2910	Y2	HIGH-BACK SYNCHRO TILT CONTROL Use for a variety of general office seating, including private office and conference room seating.	ARMLESS	<table border="1"> <thead> <tr> <th>A/COM</th> <th>B</th> <th>C</th> <th>D</th> <th>E</th> <th>F</th> <th>G</th> <th>L3/COL</th> <th>L4</th> <th>L5</th> </tr> </thead> <tbody> <tr><td>730</td><td>785</td><td>820</td><td>875</td><td>940</td><td>1010</td><td>1085</td><td>900</td><td>950</td><td>1180</td></tr> <tr><td>815</td><td>870</td><td>905</td><td>960</td><td>1025</td><td>1095</td><td>1170</td><td>985</td><td>1035</td><td>1265</td></tr> <tr><td>835</td><td>890</td><td>925</td><td>980</td><td>1045</td><td>1115</td><td>1190</td><td>1005</td><td>1055</td><td>1285</td></tr> <tr><td>830</td><td>885</td><td>920</td><td>975</td><td>1040</td><td>1110</td><td>1185</td><td>1000</td><td>1050</td><td>1280</td></tr> <tr><td>930</td><td>985</td><td>1020</td><td>1075</td><td>1140</td><td>1210</td><td>1285</td><td>1100</td><td>1150</td><td>1380</td></tr> <tr><td>835</td><td>890</td><td>925</td><td>980</td><td>1045</td><td>1115</td><td>1190</td><td>1005</td><td>1055</td><td>1285</td></tr> <tr><td>855</td><td>910</td><td>945</td><td>1000</td><td>1065</td><td>1135</td><td>1210</td><td>1025</td><td>1075</td><td>1305</td></tr> </tbody> </table>	A/COM	B	C	D	E	F	G	L3/COL	L4	L5	730	785	820	875	940	1010	1085	900	950	1180	815	870	905	960	1025	1095	1170	985	1035	1265	835	890	925	980	1045	1115	1190	1005	1055	1285	830	885	920	975	1040	1110	1185	1000	1050	1280	930	985	1020	1075	1140	1210	1285	1100	1150	1380	835	890	925	980	1045	1115	1190	1005	1055	1285	855	910	945	1000	1065	1135	1210	1025	1075	1305	<ul style="list-style-type: none"> • Pneumatic Seat Height Adjustment • Back and Seat Tilt in 2:1 ratio • 4 Locking Positions • Safety Tilt Release • Reduced Rise of Front of Seat • Synchro Control • Side Tension Adjustment • Rated for 300 lbs 	WIDTH: 25.0 DEPTH: 25.0 HEIGHT: 47.0-51.5 SEAT WIDTH: 20.5 SEAT DEPTH: 19.0 SEAT HEIGHT: 18.0-22.5 BACK WIDTH: 18.5 BACK HEIGHT: 29.0 COM: 1.7 YD COL: 34.0 SQ FT WEIGHT: 53.0 LB
A/COM	B		C	D	E	F	G	L3/COL	L4	L5																																																																												
730	785		820	875	940	1010	1085	900	950	1180																																																																												
815	870		905	960	1025	1095	1170	985	1035	1265																																																																												
835	890		925	980	1045	1115	1190	1005	1055	1285																																																																												
830	885		920	975	1040	1110	1185	1000	1050	1280																																																																												
930	985	1020	1075	1140	1210	1285	1100	1150	1380																																																																													
835	890	925	980	1045	1115	1190	1005	1055	1285																																																																													
855	910	945	1000	1065	1135	1210	1025	1075	1305																																																																													
			A8B / A8S																																																																																			
			A9B / A9S																																																																																			
			A16																																																																																			
			A19																																																																																			
			A36																																																																																			
			A37																																																																																			
				SEAT SLIDER (SS) - NOT AVAILABLE																																																																																		
2910	M1	HIGH-BACK MULTIFUNCTION CONTROL Fully articulating seat and back for the highest level of ergonomic needs. Control allows user to pivot seat forward from 0° to 6°.	ARMLESS	<table border="1"> <thead> <tr> <th>A/COM</th> <th>B</th> <th>C</th> <th>D</th> <th>E</th> <th>F</th> <th>G</th> <th>L3/COL</th> <th>L4</th> <th>L5</th> </tr> </thead> <tbody> <tr><td>750</td><td>805</td><td>840</td><td>895</td><td>960</td><td>1030</td><td>1105</td><td>920</td><td>970</td><td>1200</td></tr> <tr><td>835</td><td>890</td><td>925</td><td>980</td><td>1045</td><td>1115</td><td>1190</td><td>1005</td><td>1055</td><td>1285</td></tr> <tr><td>855</td><td>910</td><td>945</td><td>1000</td><td>1065</td><td>1135</td><td>1210</td><td>1025</td><td>1075</td><td>1305</td></tr> <tr><td>850</td><td>905</td><td>940</td><td>995</td><td>1060</td><td>1130</td><td>1205</td><td>1020</td><td>1070</td><td>1300</td></tr> <tr><td>950</td><td>1005</td><td>1040</td><td>1095</td><td>1160</td><td>1230</td><td>1305</td><td>1120</td><td>1170</td><td>1400</td></tr> <tr><td>855</td><td>910</td><td>945</td><td>1000</td><td>1065</td><td>1135</td><td>1210</td><td>1025</td><td>1075</td><td>1305</td></tr> <tr><td>875</td><td>930</td><td>965</td><td>1020</td><td>1085</td><td>1155</td><td>1230</td><td>1045</td><td>1095</td><td>1325</td></tr> </tbody> </table>	A/COM	B	C	D	E	F	G	L3/COL	L4	L5	750	805	840	895	960	1030	1105	920	970	1200	835	890	925	980	1045	1115	1190	1005	1055	1285	855	910	945	1000	1065	1135	1210	1025	1075	1305	850	905	940	995	1060	1130	1205	1020	1070	1300	950	1005	1040	1095	1160	1230	1305	1120	1170	1400	855	910	945	1000	1065	1135	1210	1025	1075	1305	875	930	965	1020	1085	1155	1230	1045	1095	1325	<ul style="list-style-type: none"> • Pneumatic Seat Height Adjustment • Tilt Tension Control • Seat and Back Tilt as a Unit • Infinite Tilt Position Lock • Infinite Back Angle Adj w/ Free Float • Seat Pivots from 0° to 6° Forward • Rated for 300 lbs 	WIDTH: 25.0 DEPTH: 25.0 HEIGHT: 47.0-51.5 SEAT WIDTH: 20.5 SEAT DEPTH: 19.0 SEAT HEIGHT: 18.5-23.0 BACK WIDTH: 18.5 BACK HEIGHT: 29.0 COM: 1.7 YD COL: 23.0 SQ FT WEIGHT: 56.0 LB
A/COM	B		C	D	E	F	G	L3/COL	L4	L5																																																																												
750	805		840	895	960	1030	1105	920	970	1200																																																																												
835	890		925	980	1045	1115	1190	1005	1055	1285																																																																												
855	910		945	1000	1065	1135	1210	1025	1075	1305																																																																												
850	905		940	995	1060	1130	1205	1020	1070	1300																																																																												
950	1005	1040	1095	1160	1230	1305	1120	1170	1400																																																																													
855	910	945	1000	1065	1135	1210	1025	1075	1305																																																																													
875	930	965	1020	1085	1155	1230	1045	1095	1325																																																																													
			A8B / A8S																																																																																			
			A9B / A9S																																																																																			
			A16																																																																																			
			A19																																																																																			
			A36																																																																																			
			A37																																																																																			
				SEAT SLIDER (SS) - NOT AVAILABLE																																																																																		


ARM OPTIONS



A9B/S
\$105



A16
\$100



A19
\$200

A8 2-Way 2-Way Height Adjustable Arm
 A8B - Black, A8S - Silver
 A9 4-Way Adjustable Arm
 A9B - Black, A9S - Silver

Black Soft Touch C-Shape Arm
 Polished Aluminum C-Shape Arm



A36
\$105



A37
\$125

8-Way Adjustable Arms Soft-Touch sliding and pivoting arm pads.
 10-Way Adjustable Arms Soft-Touch sliding and pivoting arm pads and 4" arm width knob under seat.

CASTER OPTIONS




C7
STD



C6S
\$35

Standard w/ BA19 Base
 60mm Hoodless Casters
 60mm Hoodless Hard Floor Casters

ADDITIONAL OPTIONS



BA1
DEDUCT \$50



BA9
DEDUCT \$50

27" Black Nylon Spider Base comes standard w/ C1 50mm Hooded Casters
 26" High Profile Black Nylon Base comes standard w/ C6 65mm Hoodless Casters