

bristol

seamless integration into your office's architecture

MID-BACK

GSA SIN # 711-18

- Management, task, stool, and conference seating
- Ratchet back height adjustment on all models
- Warranted up to 250 lbs with S2, R1, P1
- Warranted up to 300 lbs with M1, Y2
- CAL TB 133 Fire Code approved



CREATING BRISTOL MODEL NUMBER

MODEL NUMBER CONTROL ARMS GRADE CASTERS PACKAGING OPTIONS

2 3 6 0 - - A - - C 6 - - - -

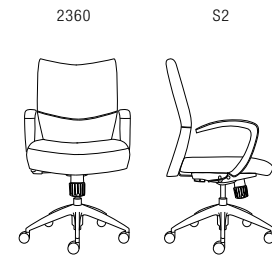
* FOR ARMLESS CODE USE A00 * GT MODELS DO NOT HAVE A CASTER CODE

PACKAGING NOTES

CODE	DESCRIPTION	LIST UPCHARGE
AB	ASSEMBLED IN BAG FOR WILL CALL	\$0
PAC	PARTIALLY ASSEMBLED IN CARTON	\$0
BAC	BACK ASSEMBLED IN CARTON	\$40

MODEL CONTROL DESCRIPTION

ARM FABRIC/LEATHER



MID-BACK SWIVEL TILT CONTROL

Use for a variety of general office task seating, including private office and conference room seating.

ARM	A/COM	B	C	D	E	F	G	L3/COL	L4	L5
ARMLESS	505	550	580	625	675	735	800	665	740	900
A8B / A8S	590	635	665	710	760	820	885	750	825	985
A9B / A9S	610	655	685	730	780	840	905	770	845	1005
A10	590	635	665	710	760	820	885	750	825	985
A19	705	750	780	825	875	935	1000	865	940	1100
A36	610	655	685	730	780	840	905	770	845	1005
A37	630	675	705	750	800	860	925	790	865	1025

SEAT SLIDER (SS) - ADD \$60

FEATURES

- Pneumatic Seat Height Adjustment
- Tilt Tension Control
- Seat and Back Tilt as a Unit
- Upright Position Tilt Lock
- Ratchet Back Height Lumbar Adjustment
- Rated for 250 lbs

DIMENSIONS

WIDTH: 25.0
 DEPTH: 26.0
 HEIGHT: 39.0-46.0
 SEAT WIDTH: 20.0
 SEAT DEPTH: 19.0
 SEAT HEIGHT: 17.0-21.5
 BACK WIDTH: 20.0
 BACK HEIGHT: 19.0-21.5
 COM: 1.4 YDS
 COL: 20.0 SQ FT
 WEIGHT: 30.0 LB

ARM OPTIONS

A9B/S
\$105

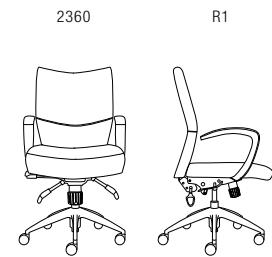
A10
\$85

A19
\$200

A8 2-Way Height Adjustable Arm, A9 4-Way Adjustable Height Adjustable with 4" Interior Width Adjustment
 A8B -Black, A8S -Silver
 A9B -Black, A9S -Silver

Black Soft Touch Cantilever Style C-Shape Arm

Polished Aluminum C-Shape Arm



MID-BACK ROCKING CONTROL

For managerial and task applications. Similar to a swivel tilt control, with the added comfort of infinite back angle and tilt adjustment.

ARM	A/COM	B	C	D	E	F	G	L3/COL	L4	L5
ARMLESS	555	600	630	675	725	785	850	715	790	950
A8B / A8S	640	685	715	760	810	870	935	800	875	1035
A9B / A9S	660	705	735	780	830	890	955	820	895	1055
A10	640	685	715	760	810	870	935	800	875	1035
A19	755	800	830	875	925	985	1050	915	990	1150
A36	660	705	735	780	830	890	955	820	895	1055
A37	680	725	755	800	850	910	975	840	915	1075

SEAT SLIDER (SS) - ADD \$60

- Pneumatic Seat Height Adjustment
- Tilt Tension Control
- Seat and Back Tilt as a Unit
- Floating Seat Position Tilt Lock
- Infinite Back Angle Adj w/ Free Float
- Ratchet Back Height Lumbar Adjustment
- Rated for 250 lbs

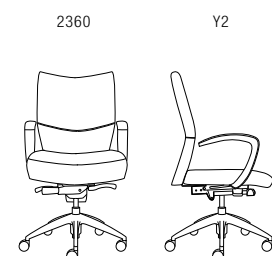
WIDTH: 25.0
 DEPTH: 26.0
 HEIGHT: 39.0-46.0
 SEAT WIDTH: 20.0
 SEAT DEPTH: 19.0
 SEAT HEIGHT: 18.0-22.5
 BACK WIDTH: 20.0
 BACK HEIGHT: 19.0-21.5
 COM: 1.4 YDS
 COL: 20.0 SQ FT
 WEIGHT: 35.0 LB

A36
\$105

A37
\$125

8-Way Adjustable Arms Soft-Touch sliding and pivoting arm pads.

10-Way Adjustable Arms Soft-Touch sliding and pivoting arm pads and 4" arm width knob under seat.



MID-BACK HEAVY DUTY SYNCHRO TILT CONTROL

Use for a variety of general office task seating, including private office and conference room seating.

ARM	A/COM	B	C	D	E	F	G	L3/COL	L4	L5
ARMLESS	585	630	660	705	755	815	880	745	820	980
A8B / A8S	670	715	745	790	840	900	965	830	905	1065
A9B / A9S	690	735	765	810	860	920	985	850	925	1085
A10	670	715	745	790	840	900	965	830	905	1065
A19	785	830	860	905	955	1015	1080	945	1020	1180
A36	690	735	765	810	860	920	985	850	925	1085
A37	710	755	785	830	880	940	1005	870	945	1105

SEAT SLIDER (SS) - ADD \$60

- Pneumatic Seat Height Adjustment
- Side Tilt Tension Control
- Back and Seat Tilt in 2:1 ratio
- 4 Locking Positions
- Safety Tilt Release
- Ratchet Back Height Lumbar Adjustment
- Rated for 300 lbs

WIDTH: 25.0
 DEPTH: 26.0
 HEIGHT: 39.0-46.0
 SEAT WIDTH: 20.0
 SEAT DEPTH: 19.0
 SEAT HEIGHT: 18.0-22.5
 BACK WIDTH: 20.0
 BACK HEIGHT: 19.0-21.5
 COM: 1.4 YDS
 COL: 20.0 SQ FT
 WEIGHT: 39.0 LB

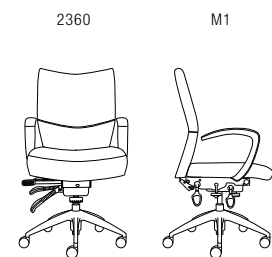
CASTER OPTIONS

C6
STD

C6S
\$35

Standard 60mm Hoodless Casters

60mm Hoodless Hard Floor Casters



MID-BACK MULTIFUNCTION CONTROL

Fully articulating seat and back for the highest level of ergonomic needs. Control allows user to pivot seat forward from 0° to 6°.

ARM	A/COM	B	C	D	E	F	G	L3/COL	L4	L5
ARMLESS	605	650	680	725	775	835	900	765	840	1000
A8B / A8S	690	735	765	810	860	920	985	850	925	1085
A9B / A9S	710	755	785	830	880	940	1005	870	945	1105
A10	690	735	765	810	860	920	985	850	925	1085
A19	805	850	880	925	975	1035	1100	965	1040	1200
A36	710	755	785	830	880	940	1005	870	945	1105
A37	730	775	805	850	900	960	1025	890	965	1125

SEAT SLIDER (SS) - ADD \$60

- Pneumatic Seat Height Adjustment
- Tilt Tension Control
- Seat and Back Tilt as a Unit
- Floating Seat Position Tilt Lock
- Infinite Back Angle Adj w/ Free Float
- Seat Pivots from 0° to 6° Forward
- Ratchet Back Height Lumbar Adjustment
- Rated for 300 lbs

WIDTH: 25.0
 DEPTH: 26.0
 HEIGHT: 39.0-46.0
 SEAT WIDTH: 20.0
 SEAT DEPTH: 19.0
 SEAT HEIGHT: 18.0-22.5
 BACK WIDTH: 20.0
 BACK HEIGHT: 19.0-21.5
 COM: 1.4 YDS
 COL: 20.0 SQ FT
 WEIGHT: 37.0 LB

ADDITIONAL OPTIONS

SS
\$60

BN1
\$35

BA10B
BA10P
BA10S
\$100

Seat Slider 2.5" Side Paddle Activated

Upholstered Outer Back in Black Ballistic Nylon
 BN1 - with Grade A ONLY
 BN2 - with Grade B and Up

26" High Profile Aluminum Base
 BA10B - Black Powder-Coat
 BA10P - Polished
 BA10S - Silver Powder-Coat

bristol

seamless integration into your office's architecture

HIGH-BACK

GSA SIN # 711-18

- Management, task, stool, and conference seating
- Ratchet back height adjustment on all models
- Warranted up to 250 lbs with S2, R1, P1
- Warranted up to 300 lbs with M1, Y2
- CAL TB 133 Fire Code approved



CREATING BRISTOL MODEL NUMBER

MODEL NUMBER CONTROL ARMS GRADE CASTERS PACKAGING OPTIONS

2 3 8 0 - [] [] - A [] [] - [] [] - C 6 [] [] - [] [] [] []

* FOR ARMLESS CODE USE A00 * GT MODELS DO NOT HAVE A CASTER CODE

PACKAGING NOTES

CODE	DESCRIPTION	LIST UPCHARGE
AB	ASSEMBLED IN BAG FOR WILL CALL	\$0
PAC	PARTIALLY ASSEMBLED IN CARTON	\$0
BAC	BACK ASSEMBLED IN CARTON	\$40

MODEL CONTROL DESCRIPTION

ARM

FABRIC/LEATHER

FEATURES

DIMENSIONS

ARM OPTIONS



HIGH-BACK SWIVEL TILT CONTROL

Use for a variety of general office task seating, including private office and conference room seating.

	A/COM	B	C	D	E	F	G	L3/COL	L4	L5
ARMLESS	555	605	635	685	740	800	865	715	800	935
A8B / A8S	640	690	720	770	825	885	950	800	885	1020
A9B / A9S	660	710	740	790	845	905	970	820	905	1040
A10	640	690	720	770	825	885	950	800	885	1020
A19	755	805	835	885	940	1000	1065	915	1000	1135
A36	660	710	740	790	845	905	970	820	905	1040
A37	680	730	760	810	865	925	990	840	925	1060

SEAT SLIDER (SS) - ADD \$60

- Pneumatic Seat Height Adjustment
- Tilt Tension Control
- Seat and Back Tilt as a Unit
- Upright Position Tilt Lock
- Ratchet Back Height Lumbar Adjustment
- Rated for 250 lbs

WIDTH: 25.0
 DEPTH: 26.0
 HEIGHT: 42.0-49.0
 SEAT WIDTH: 20.0
 SEAT DEPTH: 19.0
 SEAT HEIGHT: 17.0-21.5
 BACK WIDTH: 20.0
 BACK HEIGHT: 23.0-25.5
 COM: 1.5 YDS
 COL: 19.0 SQ FT
 WEIGHT: 31.0 LB

A9B/S
\$105

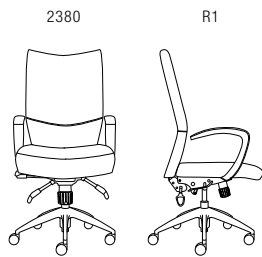
A10
\$85

A19
\$200

A8 2-Way Height Adjustable Arm, A9 4-Way Adjustable Height Adjustable with 4" Interior Width Adjustment
 A8B -Black, A8S -Silver
 A9B -Black, A9S -Silver

Black Soft Touch Cantilever Style C-Shape Arm

Polished Aluminum C-Shape Arm



HIGH-BACK ROCKING CONTROL

For managerial and task applications. Similar to a swivel tilt control, with the added comfort of infinite back angle and tilt adjustment.

	A/COM	B	C	D	E	F	G	L3/COL	L4	L5
ARMLESS	605	655	685	735	790	850	915	765	850	985
A8B / A8S	690	740	770	820	875	935	1000	850	935	1070
A9B / A9S	710	760	790	840	895	955	1020	870	955	1090
A10	690	740	770	820	875	935	1000	850	935	1070
A19	805	855	885	935	990	1050	1115	965	1050	1185
A36	710	760	790	840	895	955	1020	870	955	1090
A37	730	780	810	860	915	975	1040	890	975	1110

SEAT SLIDER (SS) - ADD \$60

- Pneumatic Seat Height Adjustment
- Tilt Tension Control
- Seat and Back Tilt as a Unit
- Floating Seat Position Tilt Lock
- Infinite Back Angle Adj w/ Free Float
- Ratchet Back Height Lumbar Adjustment
- Rated for 250 lbs

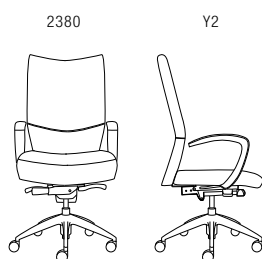
WIDTH: 25.0
 DEPTH: 26.0
 HEIGHT: 42.0-49.0
 SEAT WIDTH: 20.0
 SEAT DEPTH: 19.0
 SEAT HEIGHT: 18.0-22.5
 BACK WIDTH: 20.0
 BACK HEIGHT: 23.0-25.5
 COM: 1.5 YDS
 COL: 19.0 SQ FT
 WEIGHT: 36.0 LB

A36
\$105

A37
\$125

8-Way Adjustable Arms Soft-Touch sliding and pivoting arm pads.

10-Way Adjustable Arms Soft-Touch sliding and pivoting arm pads and 4" arm width knob under seat.



HIGH-BACK HEAVY DUTY SYNCHRO TILT CONTROL

Use for a variety of general office task seating, including private office and conference room seating.

	A/COM	B	C	D	E	F	G	L3/COL	L4	L5
ARMLESS	635	685	715	765	820	880	945	795	880	1015
A8B / A8S	720	770	800	850	905	965	1030	880	965	1100
A9B / A9S	740	790	820	870	925	985	1050	900	985	1120
A10	720	770	800	850	905	965	1030	880	965	1100
A19	835	885	915	965	1020	1080	1145	995	1080	1215
A36	740	790	820	870	925	985	1050	900	985	1120
A37	760	810	840	890	945	1005	1070	920	1005	1140

SEAT SLIDER (SS) - ADD \$60

- Pneumatic Seat Height Adjustment
- Side Tilt Tension Control
- Back and Seat Tilt in 2:1 ratio
- 4 Locking Positions
- Safety Tilt Release
- Ratchet Back Height Lumbar Adjustment
- Rated for 300 lbs

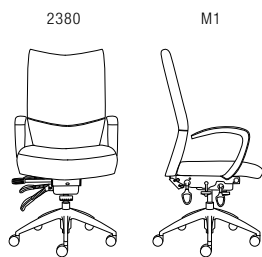
WIDTH: 25.0
 DEPTH: 26.0
 HEIGHT: 42.0-49.0
 SEAT WIDTH: 20.0
 SEAT DEPTH: 19.0
 SEAT HEIGHT: 18.0-22.5
 BACK WIDTH: 20.0
 BACK HEIGHT: 23.0-25.5
 COM: 1.5 YDS
 COL: 19.0 SQ FT
 WEIGHT: 38.0 LB

C6
STD

C6S
\$35

Standard 60mm Hoodless Casters

60mm Hoodless Hard Floor Casters



HIGH-BACK MULTIFUNCTION CONTROL

Fully articulating seat and back for the highest level of ergonomic needs. Control allows user to pivot seat forward from 0° to 6°.

	A/COM	B	C	D	E	F	G	L3/COL	L4	L5
ARMLESS	655	705	735	785	840	900	965	815	900	1035
A8B / A8S	740	790	820	870	925	985	1050	900	985	1120
A9B / A9S	760	810	840	890	945	1005	1070	920	1005	1140
A10	740	790	820	870	925	985	1050	900	985	1120
A19	855	905	935	985	1040	1100	1165	1015	1100	1235
A36	760	810	840	890	945	1005	1070	920	1005	1140
A37	780	830	860	910	965	1025	1090	940	1025	1160

SEAT SLIDER (SS) - ADD \$60

- Pneumatic Seat Height Adjustment
- Tilt Tension Control
- Seat and Back Tilt as a Unit
- Floating Seat Position Tilt Lock
- Infinite Back Angle Adj w/ Free Float
- Seat Pivots from 0° to 6° Forward
- Ratchet Back Height Lumbar Adjustment
- Rated for 300 lbs

WIDTH: 25.0
 DEPTH: 26.0
 HEIGHT: 42.0-49.0
 SEAT WIDTH: 20.0
 SEAT DEPTH: 19.0
 SEAT HEIGHT: 18.0-22.5
 BACK WIDTH: 20.0
 BACK HEIGHT: 23.0-25.5
 COM: 1.5 YDS
 COL: 19.0 SQ FT
 WEIGHT: 40.0 LB

SS
\$60

BN1
\$35

BA10B
BA10P
BA10S
\$100

Seat Slider 2.5" Side Paddle Activated

Upholstered Outer Back in Black Ballistic Nylon
 BN1 - with Grade A ONLY
 BN2 - with Grade B and Up

26" High Profile Aluminum Base
 BA10B - Black Powder-Coat
 BA10P - Polished
 BA10S - Silver Powder-Coat

bristol

seamless integration into your office's architecture

STOOL

GSA SIN # 711-18

- Management, task, stool, and conference seating
- Ratchet back height adjustment on all models
- Warranted up to 250 lbs with S2, R1, P1
- CAL 133 approved in fabric



CREATING BRISTOL MODEL NUMBER

MODEL NUMBER CONTROL ARMS GRADE CASTERS PACKAGING OPTIONS
2 3 6 - **P 1** - **A** - - - **C 6** - - - - -

PACKAGING NOTES

CODE	DESCRIPTION	LIST UPCHARGE
AB	ASSEMBLED IN BAG FOR WILL CALL	\$0
PAC	PARTIALLY ASSEMBLED IN CARTON	\$0
BAC	BACK ASSEMBLED IN CARTON	\$40

MODEL **CONTROL** **DESCRIPTION**

2366 P1

10" TRAVEL HIGH STOOL WITH POSTURE BACK CONTROL

Use for work surfaces up to 42 inches high.

ARM **FABRIC/LEATHER**

ARM	A/COM	B	C	D	E	F	G	L3/COL	L4	L5
ARMLESS	670	720	750	800	855	915	980	830	905	1065
A8B / A8S	755	805	835	885	940	1000	1065	915	990	1150
A9B / A9S	775	825	855	905	960	1020	1085	935	1010	1170
A10	755	805	835	885	940	1000	1065	915	990	1150
A19	870	920	950	1000	1055	1115	1180	1030	1105	1265
A36	775	825	855	905	960	1020	1085	935	1010	1170
A37	795	845	875	925	980	1040	1105	955	1030	1190

SEAT SLIDER (SS) - NOT AVAILABLE

FEATURES

- Pneumatic Seat Height Adjustment
- Infinite back angle adjust with free float
- Ratchet Back Height Lumbar Adjustment
- Height Adjustable Footring
- Rated for 250 lbs

DIMENSIONS

WIDTH: 25.0
DEPTH: 26.0
HEIGHT: 48.5-61.0
SEAT WIDTH: 20.0
SEAT DEPTH: 19.0
SEAT HEIGHT: 28.0-38.0
BACK WIDTH: 20.0
BACK HEIGHT: 19.0-21.5
COM: 1.4 YDS
COL: 20.0 SQ FT
WEIGHT: 42.0 LB

ARM OPTIONS

A9B/S
\$105

A8B/S
\$85

A10
\$85

A19
\$200

A8 2-Way Height Adjustable Arm, A9 4-Way Adjustable Height Adjustable with 4" Interior Width Adjustment
A8B -Black, A8S -Silver
A9B -Black, A9S -Silver

Black Soft Touch Cantilever Style C-Shape Arm

Polished Aluminum C-Shape Arm

MODEL **CONTROL** **DESCRIPTION**

2368 P1

8" TRAVEL LOW STOOL WITH POSTURE BACK CONTROL

Use for work surfaces up to 36 inches high.

ARM **FABRIC/LEATHER**

ARM	A/COM	B	C	D	E	F	G	L3/COL	L4	L5
ARMLESS	670	720	750	800	855	915	980	830	905	1065
A8B / A8S	755	805	835	885	940	1000	1065	915	990	1150
A9B / A9S	775	825	855	905	960	1020	1085	935	1010	1170
A10	755	805	835	885	940	1000	1065	915	990	1150
A19	870	920	950	1000	1055	1115	1180	1030	1105	1265
A36	775	825	855	905	960	1020	1085	935	1010	1170
A37	795	845	875	925	980	1040	1105	955	1030	1190

SEAT SLIDER (SS) - NOT AVAILABLE

FEATURES

- Pneumatic Seat Height Adjustment
- Infinite back angle adjust with free float
- Ratchet Back Height Lumbar Adjustment
- Height Adjustable Footring
- Rated for 250 lbs

DIMENSIONS

WIDTH: 25.0
DEPTH: 26.0
HEIGHT: 44.5-55.0
SEAT WIDTH: 20.0
SEAT DEPTH: 19.0
SEAT HEIGHT: 24.0-32.0
BACK WIDTH: 20.0
BACK HEIGHT: 19.0-21.5
COM: 1.4 YDS
COL: 20.0 SQ FT
WEIGHT: 43.0 LB

ARM OPTIONS

A36
\$105

A37
\$125

8-Way Adjustable Arms Soft-Touch sliding and pivoting arm pads.

10-Way Adjustable Arms Soft-Touch sliding and pivoting arm pads and 4" arm width knob under seat.

CASTER OPTIONS

C6
STD

C6S
\$35

Standard 60mm Hoodless Casters

60mm Hoodless Hard Floor Casters

ADDITIONAL OPTIONS

BN1
\$35
BN2
\$/C

BA10B
BA10P
BA10S
\$100

Upholstered Outer Back in Black Ballistic Nylon
BN1 - with Grade A ONLY
BN2 - with Grade B and Up

26" High Profile Aluminum Base
BA10B - Black Powder-Coat
BA10P - Polished
BA10S - Silver Powder-Coat