

# bella

name your game, bella is ready to play

## ALL PLASTIC - AP

GSA SIN # 711-19

- Back styles include: all plastic, upholstered, or mesh back
- Choice of plastic or upholstered seat
- Right hand tablet arm available with optional basket
- 6 powder coated frame finishes
- Warranted up to 250 lbs
- CAL TB 133 Fire Code approved



### CREATING BELLA MODEL NUMBER

MODEL NUMBER CONTROL ARMS FRAME COLOR UPHOLSTERY MESH COLOR GRADE CASTERS PACKAGING OPTIONS

1 3 - G T - F - A P - M - P - C 5

\* FOR ARMLESS CODE USE A00 \* ONLY SELECT FOR MODELS 1360/1365 \* ONLY SELECT CASTER CODE FOR MODELS 1315/1365

#### FRAME COLORS

BLACK BF	SILVER SF	METALLIC BROWN* MBF
GUNMETAL* GMF	DOVER GRAY* DGF	WHITE* WF

#### PACKAGING NOTES

CODE	DESCRIPTION	LIST UPCHARGE
AB	ASSEMBLED IN BAG FOR WILL CALL	\$0
AC	ASSEMBLED IN CARTON	\$0


BELLA STACK CHAIRS SHIP UP TO 3 PER CARTON

MODEL	CONTROL	DESCRIPTION	ARM	PLASTIC	FEATURES	DIMENSIONS	ARM OPTIONS	CASTER OPTIONS										
1310	GT	<b>GUEST STACKING</b> Plastic back with plastic seat.	ARMLESS	P	<ul style="list-style-type: none"> <li>• Non-Marring Floor Glides</li> <li>• Stack 4 High on Floor</li> <li>• Stacks 10 High on Optional Dolly</li> <li>• Wall Saver Back Legs</li> <li>• Integrated Handle in Back of Chair</li> <li>• Rated for 250 lbs</li> </ul>	<b>ARMLESS</b> <b>W/ ARMS</b> <b>WIDTH:</b> 21.0    25.0 <b>DEPTH:</b> 26.0    26.0 <b>HEIGHT:</b> 34.0    34.0 <b>SEAT WIDTH:</b> 18.0    18.0 <b>SEAT DEPTH:</b> 16.0    16.0 <b>SEAT HEIGHT:</b> 18.5    18.5 <b>BACK WIDTH:</b> 19.0    19.0 <b>BACK HEIGHT:</b> 17.5    17.5 <b>COM:</b> N/A    N/A <b>WEIGHT:</b> 13.0 LB    15.0 LB	<b>A12</b> \$45 <b>A14</b> \$80	<b>C5</b> <b>STD</b>										
			A12	210					A14	255	TAB-A00	290	TAB-A12	330	TAB-A14	355		
1315	GT	<b>GUEST STACKING WITH CASTERS</b> Plastic back with plastic seat.	ARMLESS	P	<ul style="list-style-type: none"> <li>• 50mm Hooded Casters</li> <li>• Stack 4 High on Floor</li> <li>• Stacks 10 High on Optional Dolly</li> <li>• Integrated Handle in Back of Chair</li> <li>• Rated for 250 lbs</li> </ul>	<b>WIDTH:</b> 21.0    25.0 <b>DEPTH:</b> 26.0    26.0 <b>HEIGHT:</b> 34.0    34.0 <b>SEAT WIDTH:</b> 18.0    18.0 <b>SEAT DEPTH:</b> 16.0    16.0 <b>SEAT HEIGHT:</b> 18.5    18.5 <b>BACK WIDTH:</b> 19.0    19.0 <b>BACK HEIGHT:</b> 17.5    17.5 <b>COM:</b> N/A    N/A <b>WEIGHT:</b> 13.0 LB    15.0 LB	<b>TAB-A00</b> \$120 Right Folding Tablet Arm w/ Black Only. Available for either frame finish BF/SF. *Not Stackable with Tablet	<b>TAB-A14</b> \$160 Right Folding Tablet Arm w/ A14 Left Arm. Available for either frame finish BF/SF. *Not Stackable with Tablet	<b>C5S</b> \$30									
			A12	255						A14	300	TAB-A00	375	TAB-A12	400	TAB-A14	415	
1360	GT	<b>GUEST STACKING</b> Mesh back with plastic seat.	ARMLESS	P	<ul style="list-style-type: none"> <li>• Non-Marring Floor Glides</li> <li>• Stack 4 High on Floor</li> <li>• Stacks 10 High on Optional Dolly</li> <li>• Wall Saver Back Legs</li> <li>• Choice of 6 Mesh Back Colors</li> <li>• Rated for 250 lbs</li> </ul>	<b>WIDTH:</b> 21.0    25.0 <b>DEPTH:</b> 26.0    26.0 <b>HEIGHT:</b> 34.0    34.0 <b>SEAT WIDTH:</b> 18.0    18.0 <b>SEAT DEPTH:</b> 16.0    16.0 <b>SEAT HEIGHT:</b> 18.5    18.5 <b>BACK WIDTH:</b> 19.0    19.0 <b>BACK HEIGHT:</b> 17.5    17.5 <b>COM:</b> N/A    N/A <b>WEIGHT:</b> 13.0 LB    15.0 LB	<b>BSK</b> \$60 Side Hanging Wire Basket for model 1310, 1315, 1360, 1365. Attach to left or right side.	<b>DL1</b> \$250										
			A12	275					A14	320	TAB-A00	395	TAB-A12	420	TAB-A14	435		
										<b>ONLY AVAILABLE IN M1</b>								
1365	GT	<b>GUEST STACKING WITH CASTERS</b> Mesh back with plastic seat.	ARMLESS	P	<ul style="list-style-type: none"> <li>• 50mm Hooded Casters</li> <li>• Stack 4 High on Floor</li> <li>• Stacks 10 High on Optional Dolly</li> <li>• Choice of 6 Mesh Back Colors</li> <li>• Rated for 250 lbs</li> </ul>	<b>WIDTH:</b> 21.0    25.0 <b>DEPTH:</b> 26.0    26.0 <b>HEIGHT:</b> 34.0    34.0 <b>SEAT WIDTH:</b> 18.0    18.0 <b>SEAT DEPTH:</b> 16.0    16.0 <b>SEAT HEIGHT:</b> 18.5    18.5 <b>BACK WIDTH:</b> 19.0    19.0 <b>BACK HEIGHT:</b> 17.5    17.5 <b>COM:</b> N/A    N/A <b>WEIGHT:</b> 13.0 LB    15.0 LB	<b>GC1</b> \$30 <b>GC2</b> \$30 Ganging Clip - 2 per set GC1 - Armless-to-Armless GC2 - Arm-to-Arm											
			A12	320				A14	365	TAB-A00	440	TAB-A12	465	TAB-A14	480			
										<b>ONLY AVAILABLE IN M1</b>								

#### ADDITIONAL OPTIONS



Side Hanging Wire Basket for model 1310, 1315, 1360, 1365. Attach to left or right side.



Stacking Dolly Stack Chair 10 High

**CAUTION: Careless stacking of chairs may scratch and damage frames.**

#### MESH COLORS

BLACK M11	GRAY M12	SILVER M13	GREEN M14	RED M15	BLUE M16
--------------	-------------	---------------	--------------	------------	-------------

\*Standard twenty five (25) business days applies only to Metallic Brown, Gunmetal, Dover Gray and White frame color options.

# bella

name your game, bella is ready to play

## ALL PLASTIC - AP

GSA SIN # 711-19

- Back styles include: all plastic, upholstered, or mesh back
- Choice of plastic or upholstered seat
- 6 powder coated frame finishes
- Seat flips up for nesting
- Warranted up to 250 lbs
- CAL TB 133 Fire Code approved



### CREATING BELLA MODEL NUMBER

MODEL NUMBER CONTROL ARMS FRAME COLOR UPHOLSTERY MESH COLOR GRADE CASTERS PACKAGING OPTIONS

1 3 - G T - A - F - A P - M - P - C 5

\* FOR ARMLESS CODE USE ADD      \* ONLY SELECT FOR MODEL 1370

#### FRAME COLORS

BLACK BF	SILVER SF	METALLIC BROWN* MBF
GUNMETAL* GMF	DOVER GRAY* DGF	WHITE* WF

#### PACKAGING NOTES

CODE	DESCRIPTION	LIST UPCHARGE
AB	ASSEMBLED IN BAG FOR WILL CALL	\$0
AC	ASSEMBLED IN CARTON	\$0

BELLA NESTING CHAIRS SHIP UP TO 2 PER CARTON

MODEL	CONTROL	DESCRIPTION	ARM	PLASTIC	FEATURES	DIMENSIONS	ARM OPTIONS	CASTER OPTIONS																					
1320	GT	<b>GUEST NESTING</b> Plastic back with plastic seat.	<ul style="list-style-type: none"> <li>ARMLESS</li> <li>A12</li> <li>A14</li> </ul>	<ul style="list-style-type: none"> <li>P</li> </ul>	<ul style="list-style-type: none"> <li>• Flip Up Seat for Nesting and Compact Storage</li> <li>• 50mm Hooded Casters</li> <li>• Integrated Handle in Back of Chair</li> <li>• Rated for 250 lbs</li> </ul>	<table border="1"> <thead> <tr> <th>ARMLESS</th> <th>W/ ARMS</th> </tr> </thead> <tbody> <tr> <td><b>WIDTH:</b> 21.0</td> <td>25.0</td> </tr> <tr> <td><b>DEPTH:</b> 26.0</td> <td>26.0</td> </tr> <tr> <td><b>HEIGHT:</b> 34.0</td> <td>34.0</td> </tr> <tr> <td><b>SEAT WIDTH:</b> 18.0</td> <td>18.0</td> </tr> <tr> <td><b>SEAT DEPTH:</b> 16.0</td> <td>16.0</td> </tr> <tr> <td><b>SEAT HEIGHT:</b> 18.5</td> <td>18.5</td> </tr> <tr> <td><b>BACK WIDTH:</b> 19.0</td> <td>19.0</td> </tr> <tr> <td><b>BACK HEIGHT:</b> 17.5</td> <td>17.5</td> </tr> <tr> <td><b>COM:</b> N/A</td> <td>N/A</td> </tr> <tr> <td><b>WEIGHT:</b> 19.0 LB</td> <td>22.0 LB</td> </tr> </tbody> </table>	ARMLESS	W/ ARMS	<b>WIDTH:</b> 21.0	25.0	<b>DEPTH:</b> 26.0	26.0	<b>HEIGHT:</b> 34.0	34.0	<b>SEAT WIDTH:</b> 18.0	18.0	<b>SEAT DEPTH:</b> 16.0	16.0	<b>SEAT HEIGHT:</b> 18.5	18.5	<b>BACK WIDTH:</b> 19.0	19.0	<b>BACK HEIGHT:</b> 17.5	17.5	<b>COM:</b> N/A	N/A	<b>WEIGHT:</b> 19.0 LB	22.0 LB	<ul style="list-style-type: none"> <li><b>A12</b> Fixed Arm \$45</li> <li><b>A14</b> Reinforced Soft Touch Extended Arm \$80</li> <li><b>C5</b> Standard 50mm Hooded Casters STD</li> <li><b>C5S</b> 50mm Hooded Hard Floor Casters \$30</li> </ul>
ARMLESS	W/ ARMS																												
<b>WIDTH:</b> 21.0	25.0																												
<b>DEPTH:</b> 26.0	26.0																												
<b>HEIGHT:</b> 34.0	34.0																												
<b>SEAT WIDTH:</b> 18.0	18.0																												
<b>SEAT DEPTH:</b> 16.0	16.0																												
<b>SEAT HEIGHT:</b> 18.5	18.5																												
<b>BACK WIDTH:</b> 19.0	19.0																												
<b>BACK HEIGHT:</b> 17.5	17.5																												
<b>COM:</b> N/A	N/A																												
<b>WEIGHT:</b> 19.0 LB	22.0 LB																												
1370	GT	<b>GUEST NESTING</b> Mesh back with plastic seat.	<ul style="list-style-type: none"> <li>ARMLESS</li> <li>A12</li> <li>A14</li> </ul>	<ul style="list-style-type: none"> <li>P</li> </ul>	<ul style="list-style-type: none"> <li>• Flip Up Seat for Nesting and Compact Storage</li> <li>• 50mm Hooded Casters</li> <li>• Choice of 6 Mesh Back Colors</li> <li>• Rated for 250 lbs</li> </ul>	<table border="1"> <thead> <tr> <th>ARMLESS</th> <th>W/ ARMS</th> </tr> </thead> <tbody> <tr> <td><b>WIDTH:</b> 21.0</td> <td>25.0</td> </tr> <tr> <td><b>DEPTH:</b> 26.0</td> <td>26.0</td> </tr> <tr> <td><b>HEIGHT:</b> 34.0</td> <td>34.0</td> </tr> <tr> <td><b>SEAT WIDTH:</b> 18.0</td> <td>18.0</td> </tr> <tr> <td><b>SEAT DEPTH:</b> 16.0</td> <td>16.0</td> </tr> <tr> <td><b>SEAT HEIGHT:</b> 18.5</td> <td>18.5</td> </tr> <tr> <td><b>BACK WIDTH:</b> 19.0</td> <td>19.0</td> </tr> <tr> <td><b>BACK HEIGHT:</b> 17.5</td> <td>17.5</td> </tr> <tr> <td><b>COM:</b> N/A</td> <td>N/A</td> </tr> <tr> <td><b>WEIGHT:</b> 19.0 LB</td> <td>22.0 LB</td> </tr> </tbody> </table>	ARMLESS	W/ ARMS	<b>WIDTH:</b> 21.0	25.0	<b>DEPTH:</b> 26.0	26.0	<b>HEIGHT:</b> 34.0	34.0	<b>SEAT WIDTH:</b> 18.0	18.0	<b>SEAT DEPTH:</b> 16.0	16.0	<b>SEAT HEIGHT:</b> 18.5	18.5	<b>BACK WIDTH:</b> 19.0	19.0	<b>BACK HEIGHT:</b> 17.5	17.5	<b>COM:</b> N/A	N/A	<b>WEIGHT:</b> 19.0 LB	22.0 LB	<p><b>NESTING FOOTPRINT</b></p> <p>First Chair 24", Each Additional Chair, Add 6"</p>
ARMLESS	W/ ARMS																												
<b>WIDTH:</b> 21.0	25.0																												
<b>DEPTH:</b> 26.0	26.0																												
<b>HEIGHT:</b> 34.0	34.0																												
<b>SEAT WIDTH:</b> 18.0	18.0																												
<b>SEAT DEPTH:</b> 16.0	16.0																												
<b>SEAT HEIGHT:</b> 18.5	18.5																												
<b>BACK WIDTH:</b> 19.0	19.0																												
<b>BACK HEIGHT:</b> 17.5	17.5																												
<b>COM:</b> N/A	N/A																												
<b>WEIGHT:</b> 19.0 LB	22.0 LB																												

ONLY AVAILABLE IN M1

**CAUTION:** Careless nesting of chairs may scratch and damage frames.

#### MESH COLORS

BLACK M11	GRAY M12	SILVER M13	GREEN M14	RED M15	BLUE M16
--------------	-------------	---------------	--------------	------------	-------------

\*Standard twenty five (25) business days applies only to Metallic Brown, Gunmetal, Dover Gray and White frame color options.

# bella

name your game, bella is ready to play

## ALL PLASTIC - AP

GSA SIN # 711-18

- Training, task, multipurpose, stool, management and conference seating
- Back styles include: all plastic, upholstered, or mesh back
- Choice of plastic or upholstered seat
- 6 powder coated frame finishes
- Warranted up to 250 lbs
- CAL TB 133 Fire Code approved



### CREATING BELLA MODEL NUMBER

MODEL NUMBER CONTROL ARMS FRAME COLOR UPHOLSTERY MESH COLOR GRADE CASTERS PACKAGING OPTIONS

1 3 5 - A - F - A P - M - P - C 6

\* FOR ARMLESS CODE USE ADD \* ONLY SELECT FOR MODELS 1375

#### FRAME COLORS

BLACK BF	SILVER SF	METALLIC BROWN* MBF
GUNMETAL* GMF	DOVER GRAY* DGF	WHITE* WF

#### PACKAGING NOTES

CODE	DESCRIPTION	LIST UPCHARGE
AB	ASSEMBLED IN BAG FOR WILL CALL	\$0
BAC	ASSEMBLED IN CARTON	\$0

MODEL	CONTROL	DESCRIPTION	ARM	PLASTIC	FEATURES	DIMENSIONS	ARM OPTIONS	CASTER OPTIONS
1325	B2	<b>LOW-BACK BASIC CONTROL</b> Plastic back with plastic seat.	ARMLESS A12 A14	P 335 380 415	<ul style="list-style-type: none"> <li>• Pneumatic Seat Height Adjustment</li> <li>• Basic Control Swivels 360 Degrees</li> <li>• Rated for 250 lbs</li> </ul>	<b>WIDTH:</b> 25.0 <b>DEPTH:</b> 26.0 <b>HEIGHT:</b> 34.0-38.5 <b>SEAT WIDTH:</b> 18.0 <b>SEAT DEPTH:</b> 16.0 <b>SEAT HEIGHT:</b> 18.5-23.0 <b>BACK WIDTH:</b> 19.0 <b>BACK HEIGHT:</b> 17.5 <b>COM:</b> N/A <b>WEIGHT:</b> 24.5 LB	<b>A12</b> \$45 <b>A14</b> \$80 <b>C6</b> STD	<b>C6S</b> \$30
1325	S3	<b>LOW-BACK SWIVEL TILT CONTROL</b> Plastic back with plastic seat.	ARMLESS A12 A14	P 370 415 450	<ul style="list-style-type: none"> <li>• Pneumatic Seat Height Adjustment</li> <li>• Tilt Tension Control</li> <li>• Seat and Back Tilt as a Unit</li> <li>• Upright Position Tilt Lock</li> <li>• Rated for 250 lbs</li> </ul>	<b>WIDTH:</b> 25.0 <b>DEPTH:</b> 26.0 <b>HEIGHT:</b> 34.0-38.5 <b>SEAT WIDTH:</b> 18.0 <b>SEAT DEPTH:</b> 16.0 <b>SEAT HEIGHT:</b> 17.0-21.5 <b>BACK WIDTH:</b> 19.0 <b>BACK HEIGHT:</b> 17.5 <b>COM:</b> N/A <b>WEIGHT:</b> 25.5 LB		<b>C6S</b> \$30
1375	B2	<b>LOW-BACK BASIC CONTROL</b> Mesh back with plastic seat.	ARMLESS A12 A14	P 400 445 480	<ul style="list-style-type: none"> <li>• Pneumatic Seat Height Adjustment</li> <li>• Basic Control Swivels 360 Degrees</li> <li>• Choice of 6 Mesh Back Colors</li> <li>• Rated for 250 lbs</li> </ul>	<b>WIDTH:</b> 25.0 <b>DEPTH:</b> 26.0 <b>HEIGHT:</b> 34.0-38.5 <b>SEAT WIDTH:</b> 18.0 <b>SEAT DEPTH:</b> 16.0 <b>SEAT HEIGHT:</b> 18.5-23.0 <b>BACK WIDTH:</b> 19.0 <b>BACK HEIGHT:</b> 17.5 <b>COM:</b> N/A <b>WEIGHT:</b> 24.5 LB		
1375	S3	<b>LOW-BACK SWIVEL TILT CONTROL</b> Mesh back with plastic seat.	ARMLESS A12 A14	P 435 480 515	<ul style="list-style-type: none"> <li>• Pneumatic Seat Height Adjustment</li> <li>• Tilt Tension Control</li> <li>• Seat and Back Tilt as a Unit</li> <li>• Upright Position Tilt Lock</li> <li>• Choice of 6 Mesh Back Colors</li> <li>• Rated for 250 lbs</li> </ul>	<b>WIDTH:</b> 25.0 <b>DEPTH:</b> 26.0 <b>HEIGHT:</b> 34.0-38.5 <b>SEAT WIDTH:</b> 18.0 <b>SEAT DEPTH:</b> 16.0 <b>SEAT HEIGHT:</b> 17.0-21.5 <b>BACK WIDTH:</b> 19.0 <b>BACK HEIGHT:</b> 17.5 <b>COM:</b> N/A <b>WEIGHT:</b> 25.5 LB		

#### ADDITIONAL OPTIONS



**BA10B**  
**BA10P**  
**BA10S**

\$100

26" High Profile Aluminum  
 BA10B - Black Powder-Coat  
 BA10P - Polished  
 BA10S - Silver Powder-Coat

#### MESH COLORS

BLACK M11	GRAY M12	SILVER M13	GREEN M14	RED M15	BLUE M16
--------------	-------------	---------------	--------------	------------	-------------

\*Standard twenty five (25) business days applies only to Metallic Brown, Gunmetal, Dover Gray and White frame color options.

# bella

name your game, bella is ready to play

## ALL PLASTIC - AP

GSA SIN # 711-18

- Training, task, multipurpose, stool, management and conference seating
- Back styles include: all plastic, upholstered, or mesh back
- Choice of plastic or upholstered seat
- 6 powder coated frame finishes
- Warranted up to 250 lbs
- CAL TB 133 Fire Code approved



### CREATING BELLA MODEL NUMBER

MODEL NUMBER	CONTROL	ARMS	FRAME COLOR	UPHOLSTERY	MESH COLOR	GRADE	CASTERS	PACKAGING	OPTIONS
132	B2	A	F	AP	M	P	C6		

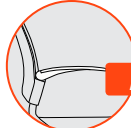
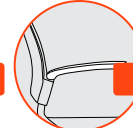
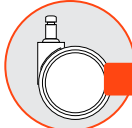
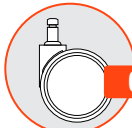
\* FOR ARMLESS CODE USE A00 \* ONLY SELECT FOR MODELS 1376/1378

### FRAME COLORS

BLACK BF	SILVER SF	METALLIC BROWN* MBF
GUNMETAL* GMF	DOVER GRAY* DGF	WHITE* WF

### PACKAGING NOTES

CODE	DESCRIPTION	LIST UPCHARGE
AB	ASSEMBLED IN BAG FOR WILL CALL	\$0
BAC	ASSEMBLED IN CARTON	\$0

MODEL	CONTROL	DESCRIPTION	ARM	PLASTIC	FEATURES	DIMENSIONS	ARM OPTIONS	CASTER OPTIONS
1326	B2	<b>10" TRAVEL HIGH STOOL BASIC CONTROL</b>  Use for work surfaces up to 42 inches high. Plastic back with plastic seat.	ARMLESS A12 A14	P 460 505 540	<ul style="list-style-type: none"> <li>• Pneumatic Seat Height Adjustment</li> <li>• Height Adj 20" Diameter Footring</li> <li>• Rated for 250 lbs</li> </ul>	<b>WIDTH:</b> 25.0 <b>DEPTH:</b> 26.0 <b>HEIGHT:</b> 40.5-50.5 <b>SEAT WIDTH:</b> 18.0 <b>SEAT DEPTH:</b> 16.0 <b>SEAT HEIGHT:</b> 23.5-33.5 <b>BACK WIDTH:</b> 19.0 <b>BACK HEIGHT:</b> 17.5 <b>COM:</b> N/A <b>WEIGHT:</b> 30.5 LB	 <b>A12</b> \$45  <b>A14</b> \$80	 <b>C6</b> STD  <b>C6S</b> \$30
1328	B2	<b>8" TRAVEL LOW STOOL BASIC CONTROL</b>  Use for work surfaces up to 36 inches high. Plastic back with plastic seat.	ARMLESS A12 A14	P 460 505 540	<ul style="list-style-type: none"> <li>• Pneumatic Seat Height Adjustment</li> <li>• Height Adj 20" Diameter Footring</li> <li>• Rated for 250 lbs</li> </ul>	<b>WIDTH:</b> 25.0 <b>DEPTH:</b> 26.0 <b>HEIGHT:</b> 36.5-44.5 <b>SEAT WIDTH:</b> 18.0 <b>SEAT DEPTH:</b> 16.0 <b>SEAT HEIGHT:</b> 19.5-27.5 <b>BACK WIDTH:</b> 19.0 <b>BACK HEIGHT:</b> 17.5 <b>COM:</b> N/A <b>WEIGHT:</b> 29.5 LB		
1376	B2	<b>10" TRAVEL HIGH STOOL BASIC CONTROL</b>  Use for work surfaces up to 42 inches high. Mesh back with plastic seat.	ARMLESS A12 A14	P 525 570 605	<ul style="list-style-type: none"> <li>• Pneumatic Seat Height Adjustment</li> <li>• Height Adj 20" Diameter Footring</li> <li>• Choice of 6 Mesh Back Colors</li> <li>• Rated for 250 lbs</li> </ul>	<b>WIDTH:</b> 25.0 <b>DEPTH:</b> 26.0 <b>HEIGHT:</b> 40.5-50.5 <b>SEAT WIDTH:</b> 18.0 <b>SEAT DEPTH:</b> 16.0 <b>SEAT HEIGHT:</b> 23.5-33.5 <b>BACK WIDTH:</b> 19.0 <b>BACK HEIGHT:</b> 17.5 <b>COM:</b> N/A <b>WEIGHT:</b> 30.5 LB		
1378	B2	<b>8" TRAVEL LOW STOOL BASIC CONTROL</b>  Use for work surfaces up to 36 inches high. Mesh back with plastic seat.	ARMLESS A12 A14	P 525 570 605	<ul style="list-style-type: none"> <li>• Pneumatic Seat Height Adjustment</li> <li>• Height Adj 20" Diameter Footring</li> <li>• Choice of 6 Mesh Back Colors</li> <li>• Rated for 250 lbs</li> </ul>	<b>WIDTH:</b> 25.0 <b>DEPTH:</b> 26.0 <b>HEIGHT:</b> 36.5-44.5 <b>SEAT WIDTH:</b> 18.0 <b>SEAT DEPTH:</b> 16.0 <b>SEAT HEIGHT:</b> 19.5-27.5 <b>BACK WIDTH:</b> 19.0 <b>BACK HEIGHT:</b> 17.5 <b>COM:</b> N/A <b>WEIGHT:</b> 29.5 LB		

### ADDITIONAL OPTIONS



**\$100**  
26" High Profile Aluminum  
BA10B - Black Powder-Coat  
BA10P - Polished  
BA10S - Silver Powder-Coat

### MESH COLORS

BLACK M11	GRAY M12	SILVER M13	GREEN M14	RED M15	BLUE M16
--------------	-------------	---------------	--------------	------------	-------------

\*Standard twenty five (25) business days applies only to Metallic Brown, Gunmetal, Dover Gray and White frame color options.

# bella

name your game, bella is ready to play

## UPHOLSTERED SEAT - US

GSA SIN # 711-19

- Back styles include: all plastic, upholstered, or mesh back
- Choice of plastic or upholstered seat
- Right hand tablet arm available with optional basket
- 6 powder coated frame finishes
- Warranted up to 250 lbs
- CAL TB 133 Fire Code approved



### CREATING BELLA MODEL NUMBER

MODEL NUMBER CONTROL ARMS FRAME COLOR UPHOLSTERY MESH COLOR GRADE CASTERS PACKAGING OPTIONS

1 3 - G T - F - U S - M - C 5

\* FOR ARMLESS CODE USE A00 \* ONLY SELECT FOR MODELS 1360/1365 \* ONLY SELECT CASTER CODE FOR MODELS 1315/1365

#### FRAME COLORS

BLACK BF	SILVER SF	METALLIC BROWN* MBF
GUNMETAL* GMF	DOVER GRAY* DGF	WHITE* WF

#### PACKAGING NOTES

CODE	DESCRIPTION	LIST UPCHARGE
AB	ASSEMBLED IN BAG FOR WILL CALL	\$0
AC	ASSEMBLED IN CARTON	\$0

BELLA STACK CHAIRS SHIP UP TO 3 PER CARTON

**NOTE:** Due to the nature of vinyl upholstery, stacking may cause impressions on the seat. 9to5 Seating does not warrant the effects of the stacking on vinyl upholstery.

MODEL	CONTROL	DESCRIPTION	ARM	FABRIC	FEATURES	DIMENSIONS	ARM OPTIONS	CASTER OPTIONS							
1310	GT	GUEST STACKING Plastic back with upholstered seat.	ARMLESS	A/COM: 260	B: 285	C: 305	D: 330	E: 360	F: 395	G: 430	<ul style="list-style-type: none"> <li>• Non-Marring Floor Glides</li> <li>• Stack 4 High on Floor</li> <li>• Stacks 10 High on Optional Dolly</li> <li>• Wall Saver Back Legs</li> <li>• Integrated Handle in Back of Chair</li> <li>• Rated for 250 lbs.</li> </ul>	<b>ARMLESS</b> WIDTH: 21.0 DEPTH: 26.0 HEIGHT: 34.0 SEAT WIDTH: 18.0 SEAT DEPTH: 16.0 SEAT HEIGHT: 18.5 BACK WIDTH: 19.0 BACK HEIGHT: 17.5 COM: 0.8 YDS WEIGHT: 15.0 LB	<b>A12</b> \$45 <b>A14</b> \$80 <b>C5</b> STD		
			A12	305	330	350	375	405	440	475					
			A14	340	365	385	410	440	475	510					
			TAB-A00	380	405	425	450	480	515	550					
			TAB-A12	405	430	450	475	505	540	575					
			TAB-A14	420	445	465	490	520	555	590					
1315	GT	GUEST STACKING WITH CASTERS Plastic back with upholstered seat.	ARMLESS	A/COM: 305	B: 330	C: 350	D: 375	E: 405	F: 440	G: 475	<ul style="list-style-type: none"> <li>• 50mm Hooded Casters</li> <li>• Stack 4 High on Floor</li> <li>• Stacks 10 High on Optional Dolly</li> <li>• Integrated Handle in Back of Chair</li> <li>• Rated for 250 lbs.</li> </ul>	<b>W/ ARMS</b> WIDTH: 21.0 DEPTH: 26.0 HEIGHT: 34.0 SEAT WIDTH: 18.0 SEAT DEPTH: 16.0 SEAT HEIGHT: 18.5 BACK WIDTH: 19.0 BACK HEIGHT: 17.5 COM: 0.8 YDS WEIGHT: 17.0 LB	<b>TAB-A00</b> \$120 <b>TAB-A14</b> \$160 <b>C5S</b> \$30		
			A12	350	375	395	420	450	485	520				555	
			A14	385	410	430	455	485	520	555					
			TAB-A00	425	450	470	495	525	560	595					
			TAB-A12	450	475	495	520	550	585	620					
			TAB-A14	465	490	510	535	565	600	635					
1360	GT	GUEST STACKING Mesh back with upholstered seat.	ARMLESS	A/COM: 325	B: 350	C: 370	D: 395	E: 425	F: 460	G: 495	<ul style="list-style-type: none"> <li>• Non-Marring Floor Glides</li> <li>• Stack 4 High on Floor</li> <li>• Stacks 10 High on Optional Dolly</li> <li>• Wall Saver Back Legs</li> <li>• Choice of 6 Mesh Back Colors</li> <li>• Rated for 250 lbs.</li> </ul>	<b>W/ ARMS</b> WIDTH: 21.0 DEPTH: 26.0 HEIGHT: 34.0 SEAT WIDTH: 18.0 SEAT DEPTH: 16.0 SEAT HEIGHT: 18.5 BACK WIDTH: 19.0 BACK HEIGHT: 17.5 COM: 0.8 YDS WEIGHT: 17.0 LB	<b>BSK</b> \$60 <b>DL1</b> \$250 <b>GC1</b> \$30 <b>GC2</b> \$30		
			A12	370	395	415	440	470	505	540					
			A14	405	430	450	475	505	540	575					
			TAB-A00	445	470	490	515	545	580	615					
			TAB-A12	470	495	515	540	570	605	640					
			TAB-A14	485	510	530	555	585	620	655					
1365	GT	GUEST STACKING WITH CASTERS Mesh back with upholstered seat.	ARMLESS	A/COM: 370	B: 395	C: 415	D: 440	E: 470	F: 505	G: 540	<ul style="list-style-type: none"> <li>• 50mm Hooded Casters</li> <li>• Stack 4 High on Floor</li> <li>• Stacks 10 High on Optional Dolly</li> <li>• Choice of 6 Mesh Back Colors</li> <li>• Rated for 250 lbs.</li> </ul>	<b>W/ ARMS</b> WIDTH: 21.0 DEPTH: 26.0 HEIGHT: 34.0 SEAT WIDTH: 18.0 SEAT DEPTH: 16.0 SEAT HEIGHT: 18.5 BACK WIDTH: 19.0 BACK HEIGHT: 17.5 COM: 0.8 YDS WEIGHT: 17.0 LB	<b>GC1</b> \$30 <b>GC2</b> \$30		
			A12	415	440	460	485	515	550	585					
			A14	450	475	495	520	550	585	620					
			TAB-A00	490	515	535	560	590	625	660					
			TAB-A12	515	540	560	585	615	650	685					
			TAB-A14	530	555	575	600	630	665	700					

ONLY AVAILABLE IN M1

ONLY AVAILABLE IN M1

**CAUTION:** Careless stacking of chairs may scratch and damage frames.

#### MESH COLORS

BLACK M11	GRAY M12	SILVER M13	GREEN M14	RED M15	BLUE M16
--------------	-------------	---------------	--------------	------------	-------------

\*Standard twenty five (25) business days applies only to Metallic Brown, Gunmetal, Dover Gray and White frame color options.

# bella

name your game, bella is ready to play

## UPHOLSTERED SEAT - US

GSA SIN # 711-19

- Back styles include: all plastic, upholstered, or mesh back
- Choice of plastic or upholstered seat
- 6 powder coated frame finishes
- Seat flips up for nesting
- Warranted up to 250 lbs
- CAL TB 133 Fire Code approved



### CREATING BELLA MODEL NUMBER

MODEL NUMBER CONTROL ARMS FRAME COLOR UPHOLSTERY MESH COLOR GRADE CASTERS PACKAGING OPTIONS

1 3 - G T - A - F - U S - M - C 5

\* FOR ARMLESS CODE USE ADD      \* ONLY SELECT FOR MODEL 1370

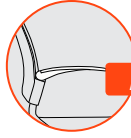
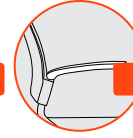
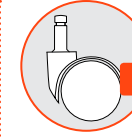
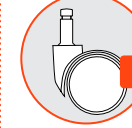
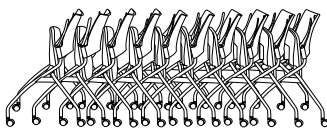
#### FRAME COLORS

BLACK BF	SILVER SF	METALLIC BROWN* MBF
GUNMETAL* GMF	DOVER GRAY* DGF	WHITE* WF

#### PACKAGING NOTES

CODE	DESCRIPTION	LIST UPCHARGE
AB	ASSEMBLED IN BAG FOR WILL CALL	\$0
AC	ASSEMBLED IN CARTON	\$0

BELLA NESTING CHAIRS SHIP UP TO 2 PER CARTON

MODEL	CONTROL	DESCRIPTION	ARM	FABRIC	FEATURES	DIMENSIONS	ARM OPTIONS	CASTER OPTIONS																																																									
1320	GT	<b>GUEST NESTING</b> Plastic back with upholstered seat.	ARMLESS A12 A14	<table border="1"> <thead> <tr> <th>A/COM</th> <th>B</th> <th>C</th> <th>D</th> <th>E</th> <th>F</th> <th>G</th> </tr> </thead> <tbody> <tr> <td>325</td> <td>350</td> <td>370</td> <td>395</td> <td>425</td> <td>460</td> <td>495</td> </tr> <tr> <td>370</td> <td>395</td> <td>415</td> <td>440</td> <td>470</td> <td>505</td> <td>540</td> </tr> <tr> <td>405</td> <td>430</td> <td>450</td> <td>475</td> <td>505</td> <td>540</td> <td>575</td> </tr> </tbody> </table>	A/COM	B	C	D	E	F	G	325	350	370	395	425	460	495	370	395	415	440	470	505	540	405	430	450	475	505	540	575	<ul style="list-style-type: none"> <li>• Flip Up Seat for Nesting and Compact Storage</li> <li>• 50mm Hooded Casters</li> <li>• Integrated Handle in Back of Chair</li> <li>• Rated for 250 lbs</li> </ul>	<table border="1"> <thead> <tr> <th>ARMLESS</th> <th>W/ ARMS</th> </tr> </thead> <tbody> <tr> <td><b>WIDTH:</b> 21.0</td> <td>25.0</td> </tr> <tr> <td><b>DEPTH:</b> 26.0</td> <td>26.0</td> </tr> <tr> <td><b>HEIGHT:</b> 34.0</td> <td>34.0</td> </tr> <tr> <td><b>SEAT WIDTH:</b> 18.0</td> <td>18.0</td> </tr> <tr> <td><b>SEAT DEPTH:</b> 16.0</td> <td>16.0</td> </tr> <tr> <td><b>SEAT HEIGHT:</b> 18.5</td> <td>18.5</td> </tr> <tr> <td><b>BACK WIDTH:</b> 19.0</td> <td>19.0</td> </tr> <tr> <td><b>BACK HEIGHT:</b> 17.5</td> <td>17.5</td> </tr> <tr> <td><b>COM:</b> 0.8 YDS</td> <td>0.8 YDS</td> </tr> <tr> <td><b>WEIGHT:</b> 21.0 LB</td> <td>24.0 LB</td> </tr> </tbody> </table>	ARMLESS	W/ ARMS	<b>WIDTH:</b> 21.0	25.0	<b>DEPTH:</b> 26.0	26.0	<b>HEIGHT:</b> 34.0	34.0	<b>SEAT WIDTH:</b> 18.0	18.0	<b>SEAT DEPTH:</b> 16.0	16.0	<b>SEAT HEIGHT:</b> 18.5	18.5	<b>BACK WIDTH:</b> 19.0	19.0	<b>BACK HEIGHT:</b> 17.5	17.5	<b>COM:</b> 0.8 YDS	0.8 YDS	<b>WEIGHT:</b> 21.0 LB	24.0 LB	 <b>A12</b> \$45  <b>A14</b> \$80  <b>C5</b> STD  <b>C5S</b> \$30								
A/COM	B	C	D	E	F	G																																																											
325	350	370	395	425	460	495																																																											
370	395	415	440	470	505	540																																																											
405	430	450	475	505	540	575																																																											
ARMLESS	W/ ARMS																																																																
<b>WIDTH:</b> 21.0	25.0																																																																
<b>DEPTH:</b> 26.0	26.0																																																																
<b>HEIGHT:</b> 34.0	34.0																																																																
<b>SEAT WIDTH:</b> 18.0	18.0																																																																
<b>SEAT DEPTH:</b> 16.0	16.0																																																																
<b>SEAT HEIGHT:</b> 18.5	18.5																																																																
<b>BACK WIDTH:</b> 19.0	19.0																																																																
<b>BACK HEIGHT:</b> 17.5	17.5																																																																
<b>COM:</b> 0.8 YDS	0.8 YDS																																																																
<b>WEIGHT:</b> 21.0 LB	24.0 LB																																																																
1370	GT	<b>GUEST NESTING</b> Mesh back with upholstered seat.	ARMLESS A12 A14	<table border="1"> <thead> <tr> <th>A/COM</th> <th>B</th> <th>C</th> <th>D</th> <th>E</th> <th>F</th> <th>G</th> </tr> </thead> <tbody> <tr> <td>390</td> <td>415</td> <td>435</td> <td>460</td> <td>490</td> <td>525</td> <td>560</td> </tr> <tr> <td>435</td> <td>460</td> <td>480</td> <td>505</td> <td>535</td> <td>570</td> <td>605</td> </tr> <tr> <td>470</td> <td>495</td> <td>515</td> <td>540</td> <td>570</td> <td>605</td> <td>640</td> </tr> </tbody> </table>	A/COM	B	C	D	E	F	G	390	415	435	460	490	525	560	435	460	480	505	535	570	605	470	495	515	540	570	605	640	<ul style="list-style-type: none"> <li>• Flip Up Seat for Nesting and Compact Storage</li> <li>• 50mm Hooded Caster</li> <li>• Choice of 6 Mesh Back Colors</li> <li>• Rated for 250 lbs</li> </ul>	<table border="1"> <thead> <tr> <th>WIDTH:</th> <th>DEPTH:</th> <th>HEIGHT:</th> <th>SEAT WIDTH:</th> <th>SEAT DEPTH:</th> <th>SEAT HEIGHT:</th> <th>BACK WIDTH:</th> <th>BACK HEIGHT:</th> <th>COM:</th> <th>WEIGHT:</th> </tr> </thead> <tbody> <tr> <td>21.0</td> <td>26.0</td> <td>34.0</td> <td>18.0</td> <td>16.0</td> <td>18.5</td> <td>19.0</td> <td>17.5</td> <td>0.8 YDS</td> <td>21.0 LB</td> </tr> <tr> <td>25.0</td> <td>26.0</td> <td>34.0</td> <td>18.0</td> <td>16.0</td> <td>18.5</td> <td>19.0</td> <td>17.5</td> <td>0.8 YDS</td> <td>24.0 LB</td> </tr> </tbody> </table>	WIDTH:	DEPTH:	HEIGHT:	SEAT WIDTH:	SEAT DEPTH:	SEAT HEIGHT:	BACK WIDTH:	BACK HEIGHT:	COM:	WEIGHT:	21.0	26.0	34.0	18.0	16.0	18.5	19.0	17.5	0.8 YDS	21.0 LB	25.0	26.0	34.0	18.0	16.0	18.5	19.0	17.5	0.8 YDS	24.0 LB	 First Chair 24", Each Additional Chair, Add 6"
A/COM	B	C	D	E	F	G																																																											
390	415	435	460	490	525	560																																																											
435	460	480	505	535	570	605																																																											
470	495	515	540	570	605	640																																																											
WIDTH:	DEPTH:	HEIGHT:	SEAT WIDTH:	SEAT DEPTH:	SEAT HEIGHT:	BACK WIDTH:	BACK HEIGHT:	COM:	WEIGHT:																																																								
21.0	26.0	34.0	18.0	16.0	18.5	19.0	17.5	0.8 YDS	21.0 LB																																																								
25.0	26.0	34.0	18.0	16.0	18.5	19.0	17.5	0.8 YDS	24.0 LB																																																								

ONLY AVAILABLE IN M1

**CAUTION:** Careless nesting of chairs may scratch and damage frames.

#### MESH COLORS

BLACK M11	GRAY M12	SILVER M13	GREEN M14	RED M15	BLUE M16
--------------	-------------	---------------	--------------	------------	-------------

\*Standard twenty five (25) business days applies only to Metallic Brown, Gunmetal, Dover Gray and White frame color options.

# bella

name your game, bella is ready to play

## UPHOLSTERED SEAT - US

GSA SIN # 711-18

- Training, task, multipurpose, stool, management and conference seating
- Back styles include: all plastic, upholstered, or mesh back
- Choice of plastic or upholstered seat
- 6 powder coated frame finishes
- Warranted up to 250 lbs
- CAL TB 133 Fire Code approved



### CREATING BELLA MODEL NUMBER

MODEL NUMBER CONTROL ARMS FRAME COLOR UPHOLSTERY MESH COLOR GRADE CASTERS PACKAGING OPTIONS

1 3 5 - A - F - U S - M - C 6

\* FOR ARMLESS CODE USE ADD \* ONLY SELECT FOR MODELS 1375

#### FRAME COLORS

BLACK BF	SILVER SF	METALLIC BROWN* MBF
GUNMETAL* GMF	DOVER GRAY* DGF	WHITE* WF

#### PACKAGING NOTES

CODE	DESCRIPTION	LIST UPCHARGE
AB	ASSEMBLED IN BAG FOR WILL CALL	\$0
BAC	ASSEMBLED IN CARTON	\$0

MODEL	CONTROL	DESCRIPTION	ARM	FABRIC	FEATURES	DIMENSIONS	ARM OPTIONS	CASTER OPTIONS	
1325	B2	<b>LOW-BACK BASIC CONTROL</b> Plastic back with upholstered seat.	ARMLESS	A/COM: 385, B: 410, C: 430, D: 455, E: 485, F: 520, G: 555	<ul style="list-style-type: none"> <li>• Pneumatic Seat Height Adjustment</li> <li>• Basic Control Swivels 360 Degrees</li> <li>• Rated for 250 lbs</li> </ul>	<b>WIDTH:</b> 25.0 <b>DEPTH:</b> 26.0 <b>HEIGHT:</b> 34.0-38.5 <b>SEAT WIDTH:</b> 18.0 <b>SEAT DEPTH:</b> 16.0 <b>SEAT HEIGHT:</b> 18.5-23.0 <b>BACK WIDTH:</b> 19.0 <b>BACK HEIGHT:</b> 17.5 <b>COM:</b> 0.8 YDS <b>WEIGHT:</b> 26.5 LB	<b>A12</b> \$45 <b>A14</b> \$80	<b>C6</b> STD <b>C6S</b> \$30	
			A12	A/COM: 430, B: 455, C: 475, D: 500, E: 530, F: 565, G: 600					
A14	A/COM: 465, B: 490, C: 510, D: 535, E: 565, F: 600, G: 635								
1325	S3	<b>LOW-BACK SWIVEL TILT CONTROL</b> Plastic back with upholstered seat.	ARMLESS	A/COM: 420, B: 445, C: 465, D: 490, E: 520, F: 555, G: 590	<ul style="list-style-type: none"> <li>• Pneumatic Seat Height Adjustment</li> <li>• Tilt Tension Control</li> <li>• Seat and Back Tilt as a Unit</li> <li>• Upright Position Tilt Lock</li> <li>• Rated for 250 lbs</li> </ul>	<b>WIDTH:</b> 25.0 <b>DEPTH:</b> 26.0 <b>HEIGHT:</b> 34.0-38.5 <b>SEAT WIDTH:</b> 18.0 <b>SEAT DEPTH:</b> 16.0 <b>SEAT HEIGHT:</b> 17.0-21.5 <b>BACK WIDTH:</b> 19.0 <b>BACK HEIGHT:</b> 17.5 <b>COM:</b> 0.8 YDS <b>WEIGHT:</b> 27.5 LB			
			A12	A/COM: 465, B: 490, C: 510, D: 535, E: 565, F: 600, G: 635					
A14	A/COM: 500, B: 525, C: 545, D: 570, E: 600, F: 635, G: 670								
1375	B2	<b>LOW-BACK BASIC CONTROL</b> Mesh back with upholstered seat.	ARMLESS	A/COM: 450, B: 475, C: 495, D: 520, E: 550, F: 585, G: 620	<ul style="list-style-type: none"> <li>• Pneumatic Seat Height Adjustment</li> <li>• Basic Control Swivels 360 Degrees</li> <li>• Choice of 6 Mesh Back Colors</li> <li>• Rated for 250 lbs</li> </ul>	<b>WIDTH:</b> 25.0 <b>DEPTH:</b> 26.0 <b>HEIGHT:</b> 34.0-38.5 <b>SEAT WIDTH:</b> 18.0 <b>SEAT DEPTH:</b> 16.0 <b>SEAT HEIGHT:</b> 18.5-23.0 <b>BACK WIDTH:</b> 19.0 <b>BACK HEIGHT:</b> 17.5 <b>COM:</b> 0.8 YDS <b>WEIGHT:</b> 26.5 LB			
			A12	A/COM: 495, B: 520, C: 540, D: 565, E: 595, F: 630, G: 665					
A14	A/COM: 530, B: 555, C: 575, D: 600, E: 630, F: 665, G: 700								
				<b>ONLY AVAILABLE IN M1</b>					
1375	S3	<b>LOW-BACK SWIVEL TILT CONTROL</b> Mesh back with upholstered seat.	ARMLESS	A/COM: 485, B: 510, C: 530, D: 555, E: 585, F: 620, G: 655	<ul style="list-style-type: none"> <li>• Pneumatic Seat Height Adjustment</li> <li>• Tilt Tension Control</li> <li>• Seat and Back Tilt as a Unit</li> <li>• Upright Position Tilt Lock</li> <li>• Choice of 6 Mesh Back Colors</li> <li>• Rated for 250 lbs</li> </ul>	<b>WIDTH:</b> 25.0 <b>DEPTH:</b> 26.0 <b>HEIGHT:</b> 34.0-38.5 <b>SEAT WIDTH:</b> 18.0 <b>SEAT DEPTH:</b> 16.0 <b>SEAT HEIGHT:</b> 17.0-21.5 <b>BACK WIDTH:</b> 19.0 <b>BACK HEIGHT:</b> 17.5 <b>COM:</b> 0.8 YDS <b>WEIGHT:</b> 27.5 LB			
			A12	A/COM: 530, B: 555, C: 575, D: 600, E: 630, F: 665, G: 700					
A14	A/COM: 565, B: 590, C: 610, D: 635, E: 665, F: 700, G: 735								
				<b>ONLY AVAILABLE IN M1</b>					



**26" High Profile Aluminum Base**  
 BA10B - Black Powder-Coat  
 BA10P - Polished  
 BA10S - Silver Powder-Coat

#### MESH COLORS

BLACK M11	GRAY M12	SILVER M13	GREEN M14	RED M15	BLUE M16
--------------	-------------	---------------	--------------	------------	-------------

\*Standard twenty five (25) business days applies only to Metallic Brown, Gunmetal, Dover Gray and White frame color options.

# bella

name your game, bella is ready to play

## UPHOLSTERED SEAT - US

GSA SIN # 711-18

- Training, task, multipurpose, stool, management and conference seating
- Back styles include: all plastic, upholstered, or mesh back
- Choice of plastic or upholstered seat
- 6 powder coated frame finishes
- Warranted up to 250 lbs
- CAL TB 133 Fire Code approved



### CREATING BELLA MODEL NUMBER

MODEL NUMBER CONTROL ARMS FRAME COLOR UPHOLSTERY MESH COLOR GRADE CASTERS PACKAGING OPTIONS

1 3 2 - B 2 - A - F - U S - M - C 6

\* FOR ARMLESS CODE USE ADD \* ONLY SELECT FOR MODELS 1376/1378

#### FRAME COLORS

BLACK BF	SILVER SF	METALLIC BROWN* MBF
GUNMETAL* GMF	DOVER GRAY* DGF	WHITE* WF

#### PACKAGING NOTES

CODE	DESCRIPTION	LIST UPCHARGE
AB	ASSEMBLED IN BAG FOR WILL CALL	\$0
BAC	ASSEMBLED IN CARTON	\$0

MODEL	CONTROL	DESCRIPTION	ARM	FABRIC	FEATURES	DIMENSIONS	ARM OPTIONS	CASTER OPTIONS																																	
1326	B2	<b>10" TRAVEL HIGH STOOL BASIC CONTROL</b>  Use for work surfaces up to 42 inches high. Plastic back with upholstered seat.	ARMLESS A12 A14	<table border="1"> <thead> <tr> <th>A/COM</th> <th>B</th> <th>C</th> <th>D</th> <th>E</th> <th>F</th> <th>G</th> </tr> </thead> <tbody> <tr> <td>510</td> <td>535</td> <td>555</td> <td>580</td> <td>610</td> <td>645</td> <td>680</td> </tr> <tr> <td>555</td> <td>580</td> <td>600</td> <td>625</td> <td>655</td> <td>690</td> <td>725</td> </tr> <tr> <td>590</td> <td>615</td> <td>635</td> <td>660</td> <td>690</td> <td>725</td> <td>760</td> </tr> </tbody> </table>	A/COM	B	C	D	E	F	G	510	535	555	580	610	645	680	555	580	600	625	655	690	725	590	615	635	660	690	725	760	<ul style="list-style-type: none"> <li>• Pneumatic Seat Height Adjustment</li> <li>• Height Adj 20" Diameter Footring</li> <li>• Rated for 250 lbs</li> </ul>	<b>WIDTH:</b> 25.0 <b>DEPTH:</b> 26.0 <b>HEIGHT:</b> 40.5-50.5 <b>SEAT WIDTH:</b> 18.0 <b>SEAT DEPTH:</b> 16.0 <b>SEAT HEIGHT:</b> 23.5-33.5 <b>BACK WIDTH:</b> 19.0 <b>BACK HEIGHT:</b> 17.5 <b>COM:</b> 0.8 YDS <b>WEIGHT:</b> 32.5 LB							
A/COM	B	C	D	E	F	G																																			
510	535	555	580	610	645	680																																			
555	580	600	625	655	690	725																																			
590	615	635	660	690	725	760																																			
1328	B2	<b>8" TRAVEL LOW STOOL BASIC CONTROL</b>  Use for work surfaces up to 36 inches high. Plastic back with upholstered seat.	ARMLESS A12 A14	<table border="1"> <thead> <tr> <th>A/COM</th> <th>B</th> <th>C</th> <th>D</th> <th>E</th> <th>F</th> <th>G</th> </tr> </thead> <tbody> <tr> <td>510</td> <td>535</td> <td>555</td> <td>580</td> <td>610</td> <td>645</td> <td>680</td> </tr> <tr> <td>555</td> <td>580</td> <td>600</td> <td>625</td> <td>655</td> <td>690</td> <td>725</td> </tr> <tr> <td>590</td> <td>615</td> <td>635</td> <td>660</td> <td>690</td> <td>725</td> <td>760</td> </tr> </tbody> </table>	A/COM	B	C	D	E	F	G	510	535	555	580	610	645	680	555	580	600	625	655	690	725	590	615	635	660	690	725	760	<ul style="list-style-type: none"> <li>• Pneumatic Seat Height Adjustment</li> <li>• Height Adj 20" Diameter Footring</li> <li>• Rated for 250 lbs</li> </ul>	<b>WIDTH:</b> 25.0 <b>DEPTH:</b> 26.0 <b>HEIGHT:</b> 36.5-44.5 <b>SEAT WIDTH:</b> 18.0 <b>SEAT DEPTH:</b> 16.0 <b>SEAT HEIGHT:</b> 19.5-27.5 <b>BACK WIDTH:</b> 19.0 <b>BACK HEIGHT:</b> 17.5 <b>COM:</b> 0.8 YDS <b>WEIGHT:</b> 31.5 LB							
A/COM	B	C	D	E	F	G																																			
510	535	555	580	610	645	680																																			
555	580	600	625	655	690	725																																			
590	615	635	660	690	725	760																																			
1376	B2	<b>10" TRAVEL HIGH STOOL BASIC CONTROL</b>  Use for work surfaces up to 42 inches high. Mesh back with upholstered seat.	ARMLESS A12 A14	<table border="1"> <thead> <tr> <th>A/COM</th> <th>B</th> <th>C</th> <th>D</th> <th>E</th> <th>F</th> <th>G</th> </tr> </thead> <tbody> <tr> <td>575</td> <td>600</td> <td>620</td> <td>645</td> <td>675</td> <td>710</td> <td>745</td> </tr> <tr> <td>620</td> <td>645</td> <td>665</td> <td>690</td> <td>720</td> <td>755</td> <td>790</td> </tr> <tr> <td>655</td> <td>680</td> <td>700</td> <td>725</td> <td>755</td> <td>790</td> <td>825</td> </tr> </tbody> </table>	A/COM	B	C	D	E	F	G	575	600	620	645	675	710	745	620	645	665	690	720	755	790	655	680	700	725	755	790	825	<ul style="list-style-type: none"> <li>• Pneumatic Seat Height Adjustment</li> <li>• Height Adj 20" Diameter Footring</li> <li>• Choice of 6 Mesh Back Colors</li> <li>• Rated for 250 lbs</li> </ul>	<b>WIDTH:</b> 25.0 <b>DEPTH:</b> 26.0 <b>HEIGHT:</b> 40.5-50.5 <b>SEAT WIDTH:</b> 18.0 <b>SEAT DEPTH:</b> 16.0 <b>SEAT HEIGHT:</b> 23.5-33.5 <b>BACK WIDTH:</b> 19.0 <b>BACK HEIGHT:</b> 17.5 <b>COM:</b> 0.8 YDS <b>WEIGHT:</b> 32.5 LB	<p>26" High Profile Aluminum Base            BA10B - Black Powder-Coat            BA10P - Polished            BA10S - Silver Powder-Coat</p>						
A/COM	B	C	D	E	F	G																																			
575	600	620	645	675	710	745																																			
620	645	665	690	720	755	790																																			
655	680	700	725	755	790	825																																			
1378	B2	<b>8" TRAVEL LOW STOOL BASIC CONTROL</b>  Use for work surfaces up to 36 inches high. Mesh back with upholstered seat.	ARMLESS A12 A14	<table border="1"> <thead> <tr> <th>A/COM</th> <th>B</th> <th>C</th> <th>D</th> <th>E</th> <th>F</th> <th>G</th> </tr> </thead> <tbody> <tr> <td>575</td> <td>600</td> <td>620</td> <td>645</td> <td>675</td> <td>710</td> <td>745</td> </tr> <tr> <td>620</td> <td>645</td> <td>665</td> <td>690</td> <td>720</td> <td>755</td> <td>790</td> </tr> <tr> <td>655</td> <td>680</td> <td>700</td> <td>725</td> <td>755</td> <td>790</td> <td>825</td> </tr> </tbody> </table>	A/COM	B	C	D	E	F	G	575	600	620	645	675	710	745	620	645	665	690	720	755	790	655	680	700	725	755	790	825	<ul style="list-style-type: none"> <li>• Pneumatic Seat Height Adjustment</li> <li>• Height Adj 20" Diameter Footring</li> <li>• Choice of 6 Mesh Back Colors</li> <li>• Rated for 250 lbs</li> </ul>	<b>WIDTH:</b> 25.0 <b>DEPTH:</b> 26.0 <b>HEIGHT:</b> 36.5-44.5 <b>SEAT WIDTH:</b> 18.0 <b>SEAT DEPTH:</b> 16.0 <b>SEAT HEIGHT:</b> 19.5-27.5 <b>BACK WIDTH:</b> 19.0 <b>BACK HEIGHT:</b> 17.5 <b>COM:</b> 0.8 YDS <b>WEIGHT:</b> 31.5 LB	<b>MESH COLORS</b> <table border="1"> <tr> <td>BLACK M11</td> <td>GRAY M12</td> <td>SILVER M13</td> <td>GREEN M14</td> <td>RED M15</td> <td>BLUE M16</td> </tr> </table>	BLACK M11	GRAY M12	SILVER M13	GREEN M14	RED M15	BLUE M16
A/COM	B	C	D	E	F	G																																			
575	600	620	645	675	710	745																																			
620	645	665	690	720	755	790																																			
655	680	700	725	755	790	825																																			
BLACK M11	GRAY M12	SILVER M13	GREEN M14	RED M15	BLUE M16																																				

\*Standard twenty five (25) business days applies only to Metallic Brown, Gunmetal, Dover Gray and White frame color options.



# bella

name your game, bella is ready to play

## FULLY UPHOLSTERED - UP

GSA SIN # 711-19

- Back styles include: all plastic, upholstered, or mesh back
- Choice of plastic or upholstered seat
- Right hand tablet arm available with optional basket
- 6 powder coated frame finishes
- Warranted up to 250 lbs
- CAL TB 133 Fire Code approved



### CREATING BELLA MODEL NUMBER

MODEL NUMBER CONTROL ARMS FRAME COLOR UPHOLSTERY MESH COLOR GRADE CASTERS PACKAGING OPTIONS

1 3 1 - G T - - - F - U P - M - - - C 5 - - - - -

\* FOR ARMLESS CODE USE A00 \* ONLY SELECT FOR MODELS 1360/1365 \* ONLY SELECT CASTER CODE FOR MODELS 1315/1365

#### FRAME COLORS

BLACK BF	SILVER SF	METALLIC BROWN* MBF
GUNMETAL* GMF	DOVER GRAY* DGF	WHITE* WF

#### PACKAGING NOTES

CODE	DESCRIPTION	LIST UPCHARGE
AB	ASSEMBLED IN BAG FOR WILL CALL	\$0
AC	ASSEMBLED IN CARTON	\$0

BELLA STACK CHAIRS SHIP UP TO 3 PER CARTON

**NOTE:** Due to the nature of vinyl upholstery, stacking may cause impressions on the seat. 9to5 Seating does not warrant the effects of the stacking on vinyl upholstery.

MODEL	CONTROL	DESCRIPTION	ARM	FABRIC	FEATURES	DIMENSIONS	ARM OPTIONS	CASTER OPTIONS																																																																						
1310	GT	<b>GUEST STACKING</b> Upholstered back with upholstered seat.	ARMLESS A12 A14 TAB-A00 TAB-A12 TAB-A14	<table border="1"> <thead> <tr> <th>A/COM</th> <th>B</th> <th>C</th> <th>D</th> <th>E</th> <th>F</th> <th>G</th> </tr> </thead> <tbody> <tr><td>315</td><td>345</td><td>365</td><td>395</td><td>430</td><td>470</td><td>510</td></tr> <tr><td>360</td><td>390</td><td>410</td><td>440</td><td>475</td><td>515</td><td>555</td></tr> <tr><td>395</td><td>425</td><td>445</td><td>475</td><td>510</td><td>550</td><td>590</td></tr> <tr><td>435</td><td>465</td><td>485</td><td>515</td><td>550</td><td>590</td><td>630</td></tr> <tr><td>460</td><td>490</td><td>510</td><td>540</td><td>575</td><td>615</td><td>655</td></tr> <tr><td>475</td><td>505</td><td>525</td><td>555</td><td>590</td><td>630</td><td>670</td></tr> </tbody> </table>	A/COM	B	C	D	E	F	G	315	345	365	395	430	470	510	360	390	410	440	475	515	555	395	425	445	475	510	550	590	435	465	485	515	550	590	630	460	490	510	540	575	615	655	475	505	525	555	590	630	670	<ul style="list-style-type: none"> <li>• Non-Marring Floor Glides</li> <li>• Stack 4 High on Floor</li> <li>• Stacks 10 High on Optional Dolly</li> <li>• Wall Saver Back Legs</li> <li>• Integrated Handle in Back of Chair</li> <li>• Rated for 250 lbs</li> </ul>	<table border="1"> <thead> <tr> <th>ARMLESS</th> <th>W/ ARMS</th> </tr> </thead> <tbody> <tr><td>WIDTH:</td><td>21.0 25.0</td></tr> <tr><td>DEPTH:</td><td>26.0 26.0</td></tr> <tr><td>HEIGHT:</td><td>34.0 34.0</td></tr> <tr><td>SEAT WIDTH:</td><td>18.0 18.0</td></tr> <tr><td>SEAT DEPTH:</td><td>16.0 16.0</td></tr> <tr><td>SEAT HEIGHT:</td><td>18.5 18.5</td></tr> <tr><td>BACK WIDTH:</td><td>19.0 19.0</td></tr> <tr><td>BACK HEIGHT:</td><td>17.5 17.5</td></tr> <tr><td>COM:</td><td>0.9 YDS 0.9 YDS</td></tr> <tr><td>WEIGHT:</td><td>17.0 LB 20.0 LB</td></tr> </tbody> </table>	ARMLESS	W/ ARMS	WIDTH:	21.0 25.0	DEPTH:	26.0 26.0	HEIGHT:	34.0 34.0	SEAT WIDTH:	18.0 18.0	SEAT DEPTH:	16.0 16.0	SEAT HEIGHT:	18.5 18.5	BACK WIDTH:	19.0 19.0	BACK HEIGHT:	17.5 17.5	COM:	0.9 YDS 0.9 YDS	WEIGHT:	17.0 LB 20.0 LB	<p><b>A12</b> \$45 Fixed Arm</p> <p><b>A14</b> \$80 Reinforced Soft Touch Extended Arm</p> <p><b>C5</b> STD Standard 50mm Hooded Casters</p> <p><b>C5S</b> \$30 50mm Hooded Hard Floor Casters</p>
A/COM	B	C	D	E	F	G																																																																								
315	345	365	395	430	470	510																																																																								
360	390	410	440	475	515	555																																																																								
395	425	445	475	510	550	590																																																																								
435	465	485	515	550	590	630																																																																								
460	490	510	540	575	615	655																																																																								
475	505	525	555	590	630	670																																																																								
ARMLESS	W/ ARMS																																																																													
WIDTH:	21.0 25.0																																																																													
DEPTH:	26.0 26.0																																																																													
HEIGHT:	34.0 34.0																																																																													
SEAT WIDTH:	18.0 18.0																																																																													
SEAT DEPTH:	16.0 16.0																																																																													
SEAT HEIGHT:	18.5 18.5																																																																													
BACK WIDTH:	19.0 19.0																																																																													
BACK HEIGHT:	17.5 17.5																																																																													
COM:	0.9 YDS 0.9 YDS																																																																													
WEIGHT:	17.0 LB 20.0 LB																																																																													
1315	GT	<b>GUEST STACKING WITH CASTERS</b> Upholstered back with upholstered seat.	ARMLESS A12 A14 TAB-A00 TAB-A12 TAB-A14	<table border="1"> <thead> <tr> <th>A/COM</th> <th>B</th> <th>C</th> <th>D</th> <th>E</th> <th>F</th> <th>G</th> </tr> </thead> <tbody> <tr><td>360</td><td>390</td><td>410</td><td>440</td><td>475</td><td>515</td><td>555</td></tr> <tr><td>405</td><td>435</td><td>455</td><td>485</td><td>520</td><td>560</td><td>600</td></tr> <tr><td>440</td><td>470</td><td>490</td><td>520</td><td>555</td><td>595</td><td>635</td></tr> <tr><td>480</td><td>510</td><td>530</td><td>560</td><td>595</td><td>635</td><td>675</td></tr> <tr><td>505</td><td>535</td><td>555</td><td>585</td><td>620</td><td>660</td><td>700</td></tr> <tr><td>520</td><td>550</td><td>570</td><td>600</td><td>635</td><td>675</td><td>715</td></tr> </tbody> </table>	A/COM	B	C	D	E	F	G	360	390	410	440	475	515	555	405	435	455	485	520	560	600	440	470	490	520	555	595	635	480	510	530	560	595	635	675	505	535	555	585	620	660	700	520	550	570	600	635	675	715	<ul style="list-style-type: none"> <li>• 50mm Hooded Casters</li> <li>• Stack 4 High on Floor</li> <li>• Stacks 10 High on Optional Dolly</li> <li>• Integrated Handle in Back of Chair</li> <li>• Rated for 250 lbs</li> </ul>	<table border="1"> <thead> <tr> <th>ARMLESS</th> <th>W/ ARMS</th> </tr> </thead> <tbody> <tr><td>WIDTH:</td><td>21.0 25.0</td></tr> <tr><td>DEPTH:</td><td>26.0 26.0</td></tr> <tr><td>HEIGHT:</td><td>34.0 34.0</td></tr> <tr><td>SEAT WIDTH:</td><td>18.0 18.0</td></tr> <tr><td>SEAT DEPTH:</td><td>16.0 16.0</td></tr> <tr><td>SEAT HEIGHT:</td><td>18.5 18.5</td></tr> <tr><td>BACK WIDTH:</td><td>19.0 19.0</td></tr> <tr><td>BACK HEIGHT:</td><td>17.5 17.5</td></tr> <tr><td>COM:</td><td>0.9 YDS 0.9 YDS</td></tr> <tr><td>WEIGHT:</td><td>17.0 LB 20.0 LB</td></tr> </tbody> </table>	ARMLESS	W/ ARMS	WIDTH:	21.0 25.0	DEPTH:	26.0 26.0	HEIGHT:	34.0 34.0	SEAT WIDTH:	18.0 18.0	SEAT DEPTH:	16.0 16.0	SEAT HEIGHT:	18.5 18.5	BACK WIDTH:	19.0 19.0	BACK HEIGHT:	17.5 17.5	COM:	0.9 YDS 0.9 YDS	WEIGHT:	17.0 LB 20.0 LB	<p><b>TAB-A00</b> \$120 Right Folding Tablet Arm in Black Only. Available for either frame finish BF/SF. *Not Stackable with Tablet</p> <p><b>TAB-A14</b> \$160 Right Folding Tablet Arm w/ A14 Left Arm. Available for either frame finish BF/SF. *Not Stackable with Tablet</p> <p><b>BSK</b> \$60 Side Hanging Wire Basket for model 1310, 1315, 1360, 1365. Attach to left or right side.</p> <p><b>DL1</b> \$250 Stacking Dolly Stack Chair 10 High</p> <p><b>GC1</b> \$30 <b>GC2</b> \$30 Ganging Clip - 2 per set GC1 - Armless-to-Armless GC2 - Arm-to-Arm</p>
A/COM	B	C	D	E	F	G																																																																								
360	390	410	440	475	515	555																																																																								
405	435	455	485	520	560	600																																																																								
440	470	490	520	555	595	635																																																																								
480	510	530	560	595	635	675																																																																								
505	535	555	585	620	660	700																																																																								
520	550	570	600	635	675	715																																																																								
ARMLESS	W/ ARMS																																																																													
WIDTH:	21.0 25.0																																																																													
DEPTH:	26.0 26.0																																																																													
HEIGHT:	34.0 34.0																																																																													
SEAT WIDTH:	18.0 18.0																																																																													
SEAT DEPTH:	16.0 16.0																																																																													
SEAT HEIGHT:	18.5 18.5																																																																													
BACK WIDTH:	19.0 19.0																																																																													
BACK HEIGHT:	17.5 17.5																																																																													
COM:	0.9 YDS 0.9 YDS																																																																													
WEIGHT:	17.0 LB 20.0 LB																																																																													

\*Standard twenty five (25) business days applies only to Metallic Brown, Gunmetal, Dover Gray and White frame color options.

**CAUTION:** Careless stacking of chairs may scratch and damage frames.

# bella

name your game, bella is ready to play

## FULLY UPHOLSTERED - UP

GSA SIN # 711-18

- Back styles include: all plastic, upholstered, or mesh back
- Choice of plastic or upholstered seat
- 6 powder coated frame finishes
- Seat flips up for nesting
- Warranted up to 250 lbs
- CAL TB 133 Fire Code approved



### CREATING BELLA MODEL NUMBER

MODEL NUMBER CONTROL ARMS FRAME COLOR UPHOLSTERY GRADE CASTERS PACKAGING OPTIONS  
**1 3 2 0 - G T - A**    **F - U P -**  **C 5**

\* FOR ARMLESS CODE USE A00

#### FRAME COLORS

BLACK BF	SILVER SF	METALLIC BROWN* MBF
GUNMETAL* GMF	DOVER GRAY* DGF	WHITE* WF

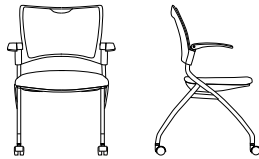
#### PACKAGING NOTES

CODE	DESCRIPTION	LIST UPCHARGE
AB	ASSEMBLED IN BAG FOR WILL CALL	\$0
AC	ASSEMBLED IN CARTON	\$0

BELLA NESTING CHAIRS SHIP UP TO 2 PER CARTON

MODEL CONTROL DESCRIPTION

1320 GT



#### GUEST NESTING

Upholstered back with upholstered seat.

ARM FABRIC

ARMLESS  
A12  
A14

A/COM	B	C	D	E	F	G
380	410	430	460	495	535	575
425	455	475	505	540	580	620
460	490	510	540	575	615	655

FEATURES

- Flip Up Seat for Nesting and Compact Storage
- 50mm Hooded Casters
- Integrated Handle in Back of Chair
- Rated for 250 lbs

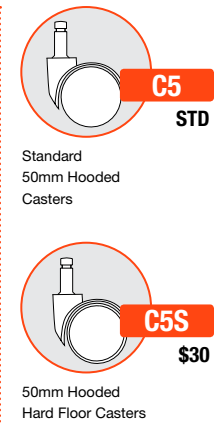
DIMENSIONS

	ARMLESS	W/ ARMS
<b>WIDTH:</b>	21.0	25.0
<b>DEPTH:</b>	26.0	26.0
<b>HEIGHT:</b>	34.0	34.0
<b>SEAT WIDTH:</b>	18.0	18.0
<b>SEAT DEPTH:</b>	16.0	16.0
<b>SEAT HEIGHT:</b>	18.5	18.5
<b>BACK WIDTH:</b>	19.0	19.0
<b>BACK HEIGHT:</b>	17.5	17.5
<b>COM:</b>	0.9 YDS	0.9 YDS
<b>WEIGHT:</b>	24.0 LB	27.0 LB

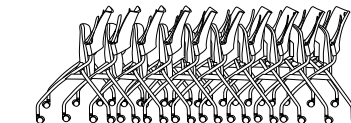
ARM OPTIONS



CASTER OPTIONS



NESTING FOOTPRINT



First Chair 24", Each Additional Chair, Add 6"

ACCESSORIES

CAUTION: Careless nesting of chairs may scratch and damage frames.

\*Standard twenty five (25) business days applies only to Metallic Brown, Gunmetal, Dover Gray and White frame color options.

# bella

name your game, bella is ready to play

## FULLY UPHOLSTERED - UP

GSA SIN # 711-18

- Training, task, multipurpose, stool, management and conference seating
- Back styles include: all plastic, upholstered, or mesh back
- Choice of plastic or upholstered seat
- 6 powder coated frame finishes
- Warranted up to 250 lbs
- CAL TB 133 Fire Code approved



### CREATING BELLA MODEL NUMBER

MODEL NUMBER CONTROL ARMS FRAME COLOR UPHOLSTERY MESH COLOR GRADE CASTERS PACKAGING OPTIONS

1 3 2 5 - [ ] [ ] - A [ ] [ ] - [ ] F - U P - M [ ] [ ] - [ ] - C 6 [ ] [ ] - [ ] [ ] [ ] [ ]

\* FOR ARMLESS CODE USE A00 \* ONLY SELECT FOR MODELS 1375 \* ONLY SELECT CASTER CODE FOR MODELS 1315/1365

#### FRAME COLORS

BLACK BF	SILVER SF	METALLIC BROWN* MBF
GUNMETAL* GMF	DOVER GRAY* DGF	WHITE* WF

#### PACKAGING NOTES

CODE	DESCRIPTION	LIST UPCHARGE
AB	ASSEMBLED IN BAG FOR WILL CALL	\$0
BAC	ASSEMBLED IN CARTON	\$0

MODEL	CONTROL	DESCRIPTION	ARM	FABRIC	FEATURES	DIMENSIONS	ARM OPTIONS	CASTER OPTIONS																											
1325	B2	<b>LOW-BACK BASIC CONTROL</b> Upholstered back with upholstered seat.	ARMLESS A12 A14	<table border="1"> <thead> <tr> <th>A/COM</th> <th>B</th> <th>C</th> <th>D</th> <th>E</th> <th>F</th> <th>G</th> </tr> </thead> <tbody> <tr> <td>440</td> <td>470</td> <td>490</td> <td>520</td> <td>555</td> <td>595</td> <td>635</td> </tr> <tr> <td>485</td> <td>515</td> <td>535</td> <td>565</td> <td>600</td> <td>640</td> <td>680</td> </tr> <tr> <td>520</td> <td>550</td> <td>570</td> <td>600</td> <td>635</td> <td>675</td> <td>715</td> </tr> </tbody> </table>	A/COM	B	C	D	E	F	G	440	470	490	520	555	595	635	485	515	535	565	600	640	680	520	550	570	600	635	675	715	<ul style="list-style-type: none"> <li>• Pneumatic Seat Height Adjustment</li> <li>• Basic Control Swivels 360 Degrees</li> <li>• Rated for 250 lbs</li> </ul>	<p><b>WIDTH:</b> 25.0 <b>DEPTH:</b> 26.0 <b>HEIGHT:</b> 34.0-38.5 <b>SEAT WIDTH:</b> 18.0 <b>SEAT DEPTH:</b> 16.0 <b>SEAT HEIGHT:</b> 18.5-23.0 <b>BACK WIDTH:</b> 19.0 <b>BACK HEIGHT:</b> 17.5 <b>COM:</b> 0.9 YDS <b>WEIGHT:</b> 30.0 LB</p>	<p><b>A12</b> \$45 Fixed Arm</p> <p><b>A14</b> \$80 Reinforced Soft Touch Extended Arm</p> <p><b>C6</b> STD Standard 60mm Hoodless Casters</p> <p><b>C6S</b> \$30 60mm Hoodless Hard Floor Casters</p>
A/COM	B	C	D	E	F	G																													
440	470	490	520	555	595	635																													
485	515	535	565	600	640	680																													
520	550	570	600	635	675	715																													
1325	S3	<b>LOW-BACK SWIVEL TILT CONTROL</b> Upholstered back with upholstered seat.	ARMLESS A12 A14	<table border="1"> <thead> <tr> <th>A/COM</th> <th>B</th> <th>C</th> <th>D</th> <th>E</th> <th>F</th> <th>G</th> </tr> </thead> <tbody> <tr> <td>475</td> <td>505</td> <td>525</td> <td>555</td> <td>590</td> <td>630</td> <td>670</td> </tr> <tr> <td>520</td> <td>550</td> <td>570</td> <td>600</td> <td>635</td> <td>675</td> <td>715</td> </tr> <tr> <td>555</td> <td>585</td> <td>605</td> <td>635</td> <td>670</td> <td>710</td> <td>750</td> </tr> </tbody> </table>	A/COM	B	C	D	E	F	G	475	505	525	555	590	630	670	520	550	570	600	635	675	715	555	585	605	635	670	710	750	<ul style="list-style-type: none"> <li>• Pneumatic Seat Height Adjustment</li> <li>• Tilt Tension Control</li> <li>• Seat and Back Tilt as a Unit</li> <li>• Upright Position Tilt Lock</li> <li>• Rated for 250 lbs</li> </ul>	<p><b>WIDTH:</b> 25.0 <b>DEPTH:</b> 26.0 <b>HEIGHT:</b> 34.0-38.5 <b>SEAT WIDTH:</b> 18.0 <b>SEAT DEPTH:</b> 16.0 <b>SEAT HEIGHT:</b> 17.0-21.5 <b>BACK WIDTH:</b> 19.0 <b>BACK HEIGHT:</b> 17.5 <b>COM:</b> 0.9 YDS <b>WEIGHT:</b> 31.0 LB</p>	<p><b>BA10B</b> <b>BA10P</b> <b>BA10S</b> \$100</p> <p>26" High Profile Aluminum Base BA10B - Black Powder-Coat BA10P - Polished BA10S - Silver Powder-Coat</p>
A/COM	B	C	D	E	F	G																													
475	505	525	555	590	630	670																													
520	550	570	600	635	675	715																													
555	585	605	635	670	710	750																													

\*Standard twenty five (25) business days applies only to Metallic Brown, Gunmetal, Dover Gray and White frame color options.

# bella

name your game, bella is ready to play

## FULLY UPHOLSTERED - UP

GSA SIN # 711-18

- Training, task, multipurpose, stool, management and conference seating
- Back styles include: all plastic, upholstered, or mesh back
- Choice of plastic or upholstered seat
- 6 powder coated frame finishes
- Warranted up to 250 lbs
- CAL TB 133 Fire Code approved



### CREATING BELLA MODEL NUMBER

MODEL NUMBER CONTROL ARMS FRAME COLOR UPHOLSTERY MESH COLOR GRADE CASTERS PACKAGING OPTIONS

1 3 2 - B 2 - A - F - U P - M - C 6

\* FOR ARMLESS CODE USE A00 \* ONLY SELECT FOR MODELS 1360/1365

#### FRAME COLORS

BLACK BF	SILVER SF	METALLIC BROWN* MBF
GUNMETAL* GMF	DOVER GRAY* DGF	WHITE* WF

#### PACKAGING NOTES

CODE	DESCRIPTION	LIST UPCHARGE
AB	ASSEMBLED IN BAG FOR WILL CALL	\$0
BAC	ASSEMBLED IN CARTON	\$0

MODEL	CONTROL	DESCRIPTION	ARM	FABRIC	FEATURES	DIMENSIONS	ARM OPTIONS	CASTER OPTIONS																											
1326	B2	<b>10" TRAVEL HIGH STOOL BASIC CONTROL</b>  Use for work surfaces up to 42 inches high. Upholstered back with upholstered seat.	ARMLESS A12 A14	<table border="1"> <thead> <tr> <th>A/COM</th> <th>B</th> <th>C</th> <th>D</th> <th>E</th> <th>F</th> <th>G</th> </tr> </thead> <tbody> <tr> <td>565</td> <td>595</td> <td>615</td> <td>645</td> <td>680</td> <td>720</td> <td>760</td> </tr> <tr> <td>610</td> <td>640</td> <td>660</td> <td>690</td> <td>725</td> <td>765</td> <td>805</td> </tr> <tr> <td>645</td> <td>675</td> <td>695</td> <td>725</td> <td>760</td> <td>800</td> <td>840</td> </tr> </tbody> </table>	A/COM	B	C	D	E	F	G	565	595	615	645	680	720	760	610	640	660	690	725	765	805	645	675	695	725	760	800	840	<ul style="list-style-type: none"> <li>• Pneumatic Seat Height Adjustment</li> <li>• Height Adj 20" Diameter Footring</li> <li>• Rated for 250 lbs</li> </ul>	<p><b>WIDTH:</b> 25.0 <b>DEPTH:</b> 26.0 <b>HEIGHT:</b> 40.5-50.5 <b>SEAT WIDTH:</b> 18.0 <b>SEAT DEPTH:</b> 16.0 <b>SEAT HEIGHT:</b> 23.5-33.5 <b>BACK WIDTH:</b> 19.0 <b>BACK HEIGHT:</b> 17.5 <b>COM:</b> 0.9 YDS <b>WEIGHT:</b> 36.0 LB</p>	<p><b>A12</b> \$45 Fixed Arm</p> <p><b>A14</b> \$80 Reinforced Soft Touch Extended Arm</p> <p><b>C6</b> STD Standard 60mm Hoodless Casters</p> <p><b>C6S</b> \$35 60mm Hoodless Hard Floor Casters</p>
A/COM	B	C	D	E	F	G																													
565	595	615	645	680	720	760																													
610	640	660	690	725	765	805																													
645	675	695	725	760	800	840																													
1328	B2	<b>8" TRAVEL LOW STOOL BASIC CONTROL</b>  Use for work surfaces up to 36 inches high. Upholstered back with upholstered seat.	ARMLESS A12 A14	<table border="1"> <thead> <tr> <th>A/COM</th> <th>B</th> <th>C</th> <th>D</th> <th>E</th> <th>F</th> <th>G</th> </tr> </thead> <tbody> <tr> <td>565</td> <td>595</td> <td>615</td> <td>645</td> <td>680</td> <td>720</td> <td>760</td> </tr> <tr> <td>610</td> <td>640</td> <td>660</td> <td>690</td> <td>725</td> <td>765</td> <td>805</td> </tr> <tr> <td>645</td> <td>675</td> <td>695</td> <td>725</td> <td>760</td> <td>800</td> <td>840</td> </tr> </tbody> </table>	A/COM	B	C	D	E	F	G	565	595	615	645	680	720	760	610	640	660	690	725	765	805	645	675	695	725	760	800	840	<ul style="list-style-type: none"> <li>• Pneumatic Seat Height Adjustment</li> <li>• Height Adj 20" Diameter Footring</li> <li>• Rated for 250 lbs</li> </ul>	<p><b>WIDTH:</b> 25.0 <b>DEPTH:</b> 26.0 <b>HEIGHT:</b> 36.5-44.5 <b>SEAT WIDTH:</b> 18.0 <b>SEAT DEPTH:</b> 16.0 <b>SEAT HEIGHT:</b> 19.5-27.5 <b>BACK WIDTH:</b> 19.0 <b>BACK HEIGHT:</b> 17.5 <b>COM:</b> 0.9 YDS <b>WEIGHT:</b> 35.0 LB</p>	<p><b>BA10B</b> <b>BA10P</b> <b>BA10S</b> \$100</p> <p>26" High Profile Aluminum Base BA10B - Black Powder-Coat BA10P - Polished BA10S - Silver Powder-Coat</p>
A/COM	B	C	D	E	F	G																													
565	595	615	645	680	720	760																													
610	640	660	690	725	765	805																													
645	675	695	725	760	800	840																													

\*Standard twenty five (25) business days applies only to Metallic Brown, Gunmetal, Dover Gray and White frame color options.