

bella

name your game, bella is ready to play

ALL PLASTIC - AP

GSA SIN # 711-19

- Back styles include: all plastic, upholstered, or mesh back
- Choice of plastic or upholstered seat
- Right hand tablet arm available with optional basket
- 6 powder coated frame finishes
- Warranted up to 250 lbs
- CAL TB 133 Fire Code approved



CREATING BELLA MODEL NUMBER

MODEL NUMBER CONTROL ARMS FRAME COLOR UPHOLSTERY MESH COLOR GRADE CASTERS PACKAGING OPTIONS

1 3 - G T - F - A P - M - P - C 5

* FOR ARMLESS CODE USE A00 * ONLY SELECT FOR MODELS 1360/1365 * ONLY SELECT CASTER CODE FOR MODELS 1315/1365

FRAME COLORS

| | | |
|------------------|--------------------|------------------------|
| BLACK BF | SILVER SF | METALLIC BROWN* MBF |
| GUNMETAL* GMF | DOVER GRAY* DGF | WHITE* WF |

PACKAGING NOTES

| CODE | DESCRIPTION | LIST UPCHARGE |
|------|--------------------------------|---------------|
| AB | ASSEMBLED IN BAG FOR WILL CALL | \$0 |
| AC | ASSEMBLED IN CARTON | \$0 |

BELLA STACK CHAIRS SHIP UP TO 3 PER CARTON

| MODEL | CONTROL | DESCRIPTION | ARM | PLASTIC | FEATURES | DIMENSIONS | ARM OPTIONS | CASTER OPTIONS | | | | | | | | | | | | | | | | | | | | | | | | | | | |
|--|--|---|--|---|--|---|-------------|----------------|--------|-----------|---------|-----------|-------------|-----------|-------------|-----------|--------------|-----------|--------------|-----------|--------------|-----------|--------------|-----------|---------|-----------------|--|--|---|---------------------------------|--|--|--|--|--|
| 1310 | GT | GUEST STACKING Plastic back with plastic seat. | ARMLESS A12 TAB-A00 TAB-A12 TAB-A14 | P 210 255 290 330 355 370 | <ul style="list-style-type: none"> • Non-Marring Floor Glides • Stack 4 High on Floor • Stacks 10 High on Optional Dolly • Wall Saver Back Legs • Integrated Handle in Back of Chair • Rated for 250 lbs | <table border="1"> <thead> <tr> <th>ARMLESS</th> <th>W/ ARMS</th> </tr> </thead> <tbody> <tr><td>WIDTH:</td><td>21.0 25.0</td></tr> <tr><td>DEPTH:</td><td>26.0 26.0</td></tr> <tr><td>HEIGHT:</td><td>34.0 34.0</td></tr> <tr><td>SEAT WIDTH:</td><td>18.0 18.0</td></tr> <tr><td>SEAT DEPTH:</td><td>16.0 16.0</td></tr> <tr><td>SEAT HEIGHT:</td><td>18.5 18.5</td></tr> <tr><td>BACK WIDTH:</td><td>19.0 19.0</td></tr> <tr><td>BACK HEIGHT:</td><td>17.5 17.5</td></tr> <tr><td>COM:</td><td>N/A N/A</td></tr> <tr><td>WEIGHT:</td><td>13.0 LB 15.0 LB</td></tr> </tbody> </table> | ARMLESS | W/ ARMS | WIDTH: | 21.0 25.0 | DEPTH: | 26.0 26.0 | HEIGHT: | 34.0 34.0 | SEAT WIDTH: | 18.0 18.0 | SEAT DEPTH: | 16.0 16.0 | SEAT HEIGHT: | 18.5 18.5 | BACK WIDTH: | 19.0 19.0 | BACK HEIGHT: | 17.5 17.5 | COM: | N/A N/A | WEIGHT: | 13.0 LB 15.0 LB | <table border="1"> <tbody> <tr> <td>A12 Fixed Arm \$45</td> <td>A14 Reinforced Soft Touch Extended Arm \$80</td> <td>C5 Standard 50mm Hooded Casters STD</td> </tr> <tr> <td>TAB-A00 Right Folding Tablet Arm in Black Only. Available for either frame finish BF/SF. *Not Stackable with Tablet \$120</td> <td>TAB-A14 Right Folding Tablet Arm w/ A14 Left Arm. Available for either frame finish BF/SF. *Not Stackable with Tablet \$160</td> <td>C5S 50mm Hooded Hard Floor Casters \$30</td> </tr> </tbody> </table> | A12 Fixed Arm \$45 | A14 Reinforced Soft Touch Extended Arm \$80 | C5 Standard 50mm Hooded Casters STD | TAB-A00 Right Folding Tablet Arm in Black Only. Available for either frame finish BF/SF. *Not Stackable with Tablet \$120 | TAB-A14 Right Folding Tablet Arm w/ A14 Left Arm. Available for either frame finish BF/SF. *Not Stackable with Tablet \$160 | C5S 50mm Hooded Hard Floor Casters \$30 |
| ARMLESS | W/ ARMS | | | | | | | | | | | | | | | | | | | | | | | | | | | | | | | | | | |
| WIDTH: | 21.0 25.0 | | | | | | | | | | | | | | | | | | | | | | | | | | | | | | | | | | |
| DEPTH: | 26.0 26.0 | | | | | | | | | | | | | | | | | | | | | | | | | | | | | | | | | | |
| HEIGHT: | 34.0 34.0 | | | | | | | | | | | | | | | | | | | | | | | | | | | | | | | | | | |
| SEAT WIDTH: | 18.0 18.0 | | | | | | | | | | | | | | | | | | | | | | | | | | | | | | | | | | |
| SEAT DEPTH: | 16.0 16.0 | | | | | | | | | | | | | | | | | | | | | | | | | | | | | | | | | | |
| SEAT HEIGHT: | 18.5 18.5 | | | | | | | | | | | | | | | | | | | | | | | | | | | | | | | | | | |
| BACK WIDTH: | 19.0 19.0 | | | | | | | | | | | | | | | | | | | | | | | | | | | | | | | | | | |
| BACK HEIGHT: | 17.5 17.5 | | | | | | | | | | | | | | | | | | | | | | | | | | | | | | | | | | |
| COM: | N/A N/A | | | | | | | | | | | | | | | | | | | | | | | | | | | | | | | | | | |
| WEIGHT: | 13.0 LB 15.0 LB | | | | | | | | | | | | | | | | | | | | | | | | | | | | | | | | | | |
| A12 Fixed Arm \$45 | A14 Reinforced Soft Touch Extended Arm \$80 | C5 Standard 50mm Hooded Casters STD | | | | | | | | | | | | | | | | | | | | | | | | | | | | | | | | | |
| TAB-A00 Right Folding Tablet Arm in Black Only. Available for either frame finish BF/SF. *Not Stackable with Tablet \$120 | TAB-A14 Right Folding Tablet Arm w/ A14 Left Arm. Available for either frame finish BF/SF. *Not Stackable with Tablet \$160 | C5S 50mm Hooded Hard Floor Casters \$30 | | | | | | | | | | | | | | | | | | | | | | | | | | | | | | | | | |
| 1315 | GT | GUEST STACKING WITH CASTERS Plastic back with plastic seat. | ARMLESS A12 A14 TAB-A00 TAB-A12 TAB-A14 | P 255 300 335 375 400 415 | <ul style="list-style-type: none"> • 50mm Hooded Casters • Stack 4 High on Floor • Stacks 10 High on Optional Dolly • Integrated Handle in Back of Chair • Rated for 250 lbs | <table border="1"> <tbody> <tr><td>WIDTH:</td><td>21.0 25.0</td></tr> <tr><td>DEPTH:</td><td>26.0 26.0</td></tr> <tr><td>HEIGHT:</td><td>34.0 34.0</td></tr> <tr><td>SEAT WIDTH:</td><td>18.0 18.0</td></tr> <tr><td>SEAT DEPTH:</td><td>16.0 16.0</td></tr> <tr><td>SEAT HEIGHT:</td><td>18.5 18.5</td></tr> <tr><td>BACK WIDTH:</td><td>19.0 19.0</td></tr> <tr><td>BACK HEIGHT:</td><td>17.5 17.5</td></tr> <tr><td>COM:</td><td>N/A N/A</td></tr> <tr><td>WEIGHT:</td><td>13.0 LB 15.0 LB</td></tr> </tbody> </table> | WIDTH: | 21.0 25.0 | DEPTH: | 26.0 26.0 | HEIGHT: | 34.0 34.0 | SEAT WIDTH: | 18.0 18.0 | SEAT DEPTH: | 16.0 16.0 | SEAT HEIGHT: | 18.5 18.5 | BACK WIDTH: | 19.0 19.0 | BACK HEIGHT: | 17.5 17.5 | COM: | N/A N/A | WEIGHT: | 13.0 LB 15.0 LB | <table border="1"> <tbody> <tr> <td>BSK Side Hanging Wire Basket for model 1310, 1315, 1360, 1365. Attach to left or right side. \$60</td> <td>DL1 Stacking Dolly Stack Chair 10 High \$250</td> </tr> </tbody> </table> | BSK Side Hanging Wire Basket for model 1310, 1315, 1360, 1365. Attach to left or right side. \$60 | DL1 Stacking Dolly Stack Chair 10 High \$250 | | | | | | |
| WIDTH: | 21.0 25.0 | | | | | | | | | | | | | | | | | | | | | | | | | | | | | | | | | | |
| DEPTH: | 26.0 26.0 | | | | | | | | | | | | | | | | | | | | | | | | | | | | | | | | | | |
| HEIGHT: | 34.0 34.0 | | | | | | | | | | | | | | | | | | | | | | | | | | | | | | | | | | |
| SEAT WIDTH: | 18.0 18.0 | | | | | | | | | | | | | | | | | | | | | | | | | | | | | | | | | | |
| SEAT DEPTH: | 16.0 16.0 | | | | | | | | | | | | | | | | | | | | | | | | | | | | | | | | | | |
| SEAT HEIGHT: | 18.5 18.5 | | | | | | | | | | | | | | | | | | | | | | | | | | | | | | | | | | |
| BACK WIDTH: | 19.0 19.0 | | | | | | | | | | | | | | | | | | | | | | | | | | | | | | | | | | |
| BACK HEIGHT: | 17.5 17.5 | | | | | | | | | | | | | | | | | | | | | | | | | | | | | | | | | | |
| COM: | N/A N/A | | | | | | | | | | | | | | | | | | | | | | | | | | | | | | | | | | |
| WEIGHT: | 13.0 LB 15.0 LB | | | | | | | | | | | | | | | | | | | | | | | | | | | | | | | | | | |
| BSK Side Hanging Wire Basket for model 1310, 1315, 1360, 1365. Attach to left or right side. \$60 | DL1 Stacking Dolly Stack Chair 10 High \$250 | | | | | | | | | | | | | | | | | | | | | | | | | | | | | | | | | | |
| 1360 | GT | GUEST STACKING Mesh back with plastic seat. | ARMLESS A12 A14 TAB-A00 TAB-A12 TAB-A14 | P 275 320 355 395 420 435 | <ul style="list-style-type: none"> • Non-Marring Floor Glides • Stack 4 High on Floor • Stacks 10 High on Optional Dolly • Wall Saver Back Legs • Choice of 6 Mesh Back Colors • Rated for 250 lbs | <table border="1"> <tbody> <tr><td>WIDTH:</td><td>21.0 25.0</td></tr> <tr><td>DEPTH:</td><td>26.0 26.0</td></tr> <tr><td>HEIGHT:</td><td>34.0 34.0</td></tr> <tr><td>SEAT WIDTH:</td><td>18.0 18.0</td></tr> <tr><td>SEAT DEPTH:</td><td>16.0 16.0</td></tr> <tr><td>SEAT HEIGHT:</td><td>18.5 18.5</td></tr> <tr><td>BACK WIDTH:</td><td>19.0 19.0</td></tr> <tr><td>BACK HEIGHT:</td><td>17.5 17.5</td></tr> <tr><td>COM:</td><td>N/A N/A</td></tr> <tr><td>WEIGHT:</td><td>13.0 LB 15.0 LB</td></tr> </tbody> </table> | WIDTH: | 21.0 25.0 | DEPTH: | 26.0 26.0 | HEIGHT: | 34.0 34.0 | SEAT WIDTH: | 18.0 18.0 | SEAT DEPTH: | 16.0 16.0 | SEAT HEIGHT: | 18.5 18.5 | BACK WIDTH: | 19.0 19.0 | BACK HEIGHT: | 17.5 17.5 | COM: | N/A N/A | WEIGHT: | 13.0 LB 15.0 LB | <table border="1"> <tbody> <tr> <td>GC1 Ganging Clip - 2 per set GC1 - Armless-to-Armless \$30</td> <td>GC2 Ganging Clip - 2 per set GC2 - Arm-to-Arm \$30</td> </tr> </tbody> </table> | GC1 Ganging Clip - 2 per set GC1 - Armless-to-Armless \$30 | GC2 Ganging Clip - 2 per set GC2 - Arm-to-Arm \$30 | | | | | | |
| WIDTH: | 21.0 25.0 | | | | | | | | | | | | | | | | | | | | | | | | | | | | | | | | | | |
| DEPTH: | 26.0 26.0 | | | | | | | | | | | | | | | | | | | | | | | | | | | | | | | | | | |
| HEIGHT: | 34.0 34.0 | | | | | | | | | | | | | | | | | | | | | | | | | | | | | | | | | | |
| SEAT WIDTH: | 18.0 18.0 | | | | | | | | | | | | | | | | | | | | | | | | | | | | | | | | | | |
| SEAT DEPTH: | 16.0 16.0 | | | | | | | | | | | | | | | | | | | | | | | | | | | | | | | | | | |
| SEAT HEIGHT: | 18.5 18.5 | | | | | | | | | | | | | | | | | | | | | | | | | | | | | | | | | | |
| BACK WIDTH: | 19.0 19.0 | | | | | | | | | | | | | | | | | | | | | | | | | | | | | | | | | | |
| BACK HEIGHT: | 17.5 17.5 | | | | | | | | | | | | | | | | | | | | | | | | | | | | | | | | | | |
| COM: | N/A N/A | | | | | | | | | | | | | | | | | | | | | | | | | | | | | | | | | | |
| WEIGHT: | 13.0 LB 15.0 LB | | | | | | | | | | | | | | | | | | | | | | | | | | | | | | | | | | |
| GC1 Ganging Clip - 2 per set GC1 - Armless-to-Armless \$30 | GC2 Ganging Clip - 2 per set GC2 - Arm-to-Arm \$30 | | | | | | | | | | | | | | | | | | | | | | | | | | | | | | | | | | |
| 1365 | GT | GUEST STACKING WITH CASTERS Mesh back with plastic seat. | ARMLESS A12 A14 TAB-A00 TAB-A12 TAB-A14 | P 320 365 400 440 465 480 | <ul style="list-style-type: none"> • 50mm Hooded Casters • Stack 4 High on Floor • Stacks 10 High on Optional Dolly • Choice of 6 Mesh Back Colors • Rated for 250 lbs | <table border="1"> <tbody> <tr><td>WIDTH:</td><td>21.0 25.0</td></tr> <tr><td>DEPTH:</td><td>26.0 26.0</td></tr> <tr><td>HEIGHT:</td><td>34.0 34.0</td></tr> <tr><td>SEAT WIDTH:</td><td>18.0 18.0</td></tr> <tr><td>SEAT DEPTH:</td><td>16.0 16.0</td></tr> <tr><td>SEAT HEIGHT:</td><td>18.5 18.5</td></tr> <tr><td>BACK WIDTH:</td><td>19.0 19.0</td></tr> <tr><td>BACK HEIGHT:</td><td>17.5 17.5</td></tr> <tr><td>COM:</td><td>N/A N/A</td></tr> <tr><td>WEIGHT:</td><td>13.0 LB 15.0 LB</td></tr> </tbody> </table> | WIDTH: | 21.0 25.0 | DEPTH: | 26.0 26.0 | HEIGHT: | 34.0 34.0 | SEAT WIDTH: | 18.0 18.0 | SEAT DEPTH: | 16.0 16.0 | SEAT HEIGHT: | 18.5 18.5 | BACK WIDTH: | 19.0 19.0 | BACK HEIGHT: | 17.5 17.5 | COM: | N/A N/A | WEIGHT: | 13.0 LB 15.0 LB | <p>CAUTION: Careless stacking of chairs may scratch and damage frames.</p> <p>MESH COLORS</p> <table border="1"> <tbody> <tr> <td>BLACK M11</td> <td>GRAY M12</td> <td>SILVER M13</td> <td>GREEN M14</td> <td>RED M15</td> <td>BLUE M16</td> </tr> </tbody> </table> | BLACK M11 | GRAY M12 | SILVER M13 | GREEN M14 | RED M15 | BLUE M16 | | |
| WIDTH: | 21.0 25.0 | | | | | | | | | | | | | | | | | | | | | | | | | | | | | | | | | | |
| DEPTH: | 26.0 26.0 | | | | | | | | | | | | | | | | | | | | | | | | | | | | | | | | | | |
| HEIGHT: | 34.0 34.0 | | | | | | | | | | | | | | | | | | | | | | | | | | | | | | | | | | |
| SEAT WIDTH: | 18.0 18.0 | | | | | | | | | | | | | | | | | | | | | | | | | | | | | | | | | | |
| SEAT DEPTH: | 16.0 16.0 | | | | | | | | | | | | | | | | | | | | | | | | | | | | | | | | | | |
| SEAT HEIGHT: | 18.5 18.5 | | | | | | | | | | | | | | | | | | | | | | | | | | | | | | | | | | |
| BACK WIDTH: | 19.0 19.0 | | | | | | | | | | | | | | | | | | | | | | | | | | | | | | | | | | |
| BACK HEIGHT: | 17.5 17.5 | | | | | | | | | | | | | | | | | | | | | | | | | | | | | | | | | | |
| COM: | N/A N/A | | | | | | | | | | | | | | | | | | | | | | | | | | | | | | | | | | |
| WEIGHT: | 13.0 LB 15.0 LB | | | | | | | | | | | | | | | | | | | | | | | | | | | | | | | | | | |
| BLACK M11 | GRAY M12 | SILVER M13 | GREEN M14 | RED M15 | BLUE M16 | | | | | | | | | | | | | | | | | | | | | | | | | | | | | | |

ONLY AVAILABLE IN M1

ONLY AVAILABLE IN M1

*Standard twenty five (25) business days applies only to Metallic Brown, Gunmetal, Dover Gray and White frame color options.

bella

name your game, bella is ready to play

ALL PLASTIC - AP

GSA SIN # 711-19

- Back styles include: all plastic, upholstered, or mesh back
- Choice of plastic or upholstered seat
- 6 powder coated frame finishes
- Seat flips up for nesting
- Warranted up to 250 lbs
- CAL TB 133 Fire Code approved



CREATING BELLA MODEL NUMBER

MODEL NUMBER CONTROL ARMS FRAME COLOR UPHOLSTERY MESH COLOR GRADE CASTERS PACKAGING OPTIONS

1 3 - G T - A - F - A P - M - P - C 5

* FOR ARMLESS CODE USE ADD * ONLY SELECT FOR MODEL 1370

FRAME COLORS

| | | |
|------------------|--------------------|------------------------|
| BLACK BF | SILVER SF | METALLIC BROWN* MBF |
| GUNMETAL* GMF | DOVER GRAY* DGF | WHITE* WF |

PACKAGING NOTES

| CODE | DESCRIPTION | LIST UPCHARGE |
|------|--------------------------------|---------------|
| AB | ASSEMBLED IN BAG FOR WILL CALL | \$0 |
| AC | ASSEMBLED IN CARTON | \$0 |

BELLA NESTING CHAIRS SHIP UP TO 2 PER CARTON

| MODEL | CONTROL | DESCRIPTION | ARM | PLASTIC | FEATURES | DIMENSIONS | ARM OPTIONS | CASTER OPTIONS | | | | | | | | | | | | | | | | | | | | | | | | | | | | | | | | | | |
|--------------------------|---------|---|-----------------------|------------------------|--|---|-------------|----------------|--------------------|------|--------------------|------|---------------------|------|-------------------------|------|-------------------------|------|--------------------------|------|-------------------------|------|--------------------------|------|-----------------|-----|------------------------|---------|--|-----|-------|-----|------|-----|------|--|--------|-------|--------|--|-----|------|
| 1320 | GT | GUEST NESTING Plastic back with plastic seat. | ARMLESS A12 A14 | P 275 320 355 | <ul style="list-style-type: none"> • Flip Up Seat for Nesting and Compact Storage • 50mm Hooded Casters • Integrated Handle in Back of Chair • Rated for 250 lbs | <table border="1"> <tr> <th>ARMLESS</th> <th>W/ ARMS</th> </tr> <tr> <td>WIDTH: 21.0</td> <td>25.0</td> </tr> <tr> <td>DEPTH: 26.0</td> <td>26.0</td> </tr> <tr> <td>HEIGHT: 34.0</td> <td>34.0</td> </tr> <tr> <td>SEAT WIDTH: 18.0</td> <td>18.0</td> </tr> <tr> <td>SEAT DEPTH: 16.0</td> <td>16.0</td> </tr> <tr> <td>SEAT HEIGHT: 18.5</td> <td>18.5</td> </tr> <tr> <td>BACK WIDTH: 19.0</td> <td>19.0</td> </tr> <tr> <td>BACK HEIGHT: 17.5</td> <td>17.5</td> </tr> <tr> <td>COM: N/A</td> <td>N/A</td> </tr> <tr> <td>WEIGHT: 19.0 LB</td> <td>22.0 LB</td> </tr> </table> | ARMLESS | W/ ARMS | WIDTH: 21.0 | 25.0 | DEPTH: 26.0 | 26.0 | HEIGHT: 34.0 | 34.0 | SEAT WIDTH: 18.0 | 18.0 | SEAT DEPTH: 16.0 | 16.0 | SEAT HEIGHT: 18.5 | 18.5 | BACK WIDTH: 19.0 | 19.0 | BACK HEIGHT: 17.5 | 17.5 | COM: N/A | N/A | WEIGHT: 19.0 LB | 22.0 LB | <table border="1"> <tr> <th>ARM</th> <th>PRICE</th> </tr> <tr> <td>A12</td> <td>\$45</td> </tr> <tr> <td>A14</td> <td>\$80</td> </tr> </table> | ARM | PRICE | A12 | \$45 | A14 | \$80 | <table border="1"> <tr> <th>CASTER</th> <th>PRICE</th> </tr> <tr> <td>C5 STD</td> <td></td> </tr> <tr> <td>C5S</td> <td>\$30</td> </tr> </table> | CASTER | PRICE | C5 STD | | C5S | \$30 |
| ARMLESS | W/ ARMS | | | | | | | | | | | | | | | | | | | | | | | | | | | | | | | | | | | | | | | | | |
| WIDTH: 21.0 | 25.0 | | | | | | | | | | | | | | | | | | | | | | | | | | | | | | | | | | | | | | | | | |
| DEPTH: 26.0 | 26.0 | | | | | | | | | | | | | | | | | | | | | | | | | | | | | | | | | | | | | | | | | |
| HEIGHT: 34.0 | 34.0 | | | | | | | | | | | | | | | | | | | | | | | | | | | | | | | | | | | | | | | | | |
| SEAT WIDTH: 18.0 | 18.0 | | | | | | | | | | | | | | | | | | | | | | | | | | | | | | | | | | | | | | | | | |
| SEAT DEPTH: 16.0 | 16.0 | | | | | | | | | | | | | | | | | | | | | | | | | | | | | | | | | | | | | | | | | |
| SEAT HEIGHT: 18.5 | 18.5 | | | | | | | | | | | | | | | | | | | | | | | | | | | | | | | | | | | | | | | | | |
| BACK WIDTH: 19.0 | 19.0 | | | | | | | | | | | | | | | | | | | | | | | | | | | | | | | | | | | | | | | | | |
| BACK HEIGHT: 17.5 | 17.5 | | | | | | | | | | | | | | | | | | | | | | | | | | | | | | | | | | | | | | | | | |
| COM: N/A | N/A | | | | | | | | | | | | | | | | | | | | | | | | | | | | | | | | | | | | | | | | | |
| WEIGHT: 19.0 LB | 22.0 LB | | | | | | | | | | | | | | | | | | | | | | | | | | | | | | | | | | | | | | | | | |
| ARM | PRICE | | | | | | | | | | | | | | | | | | | | | | | | | | | | | | | | | | | | | | | | | |
| A12 | \$45 | | | | | | | | | | | | | | | | | | | | | | | | | | | | | | | | | | | | | | | | | |
| A14 | \$80 | | | | | | | | | | | | | | | | | | | | | | | | | | | | | | | | | | | | | | | | | |
| CASTER | PRICE | | | | | | | | | | | | | | | | | | | | | | | | | | | | | | | | | | | | | | | | | |
| C5 STD | | | | | | | | | | | | | | | | | | | | | | | | | | | | | | | | | | | | | | | | | | |
| C5S | \$30 | | | | | | | | | | | | | | | | | | | | | | | | | | | | | | | | | | | | | | | | | |
| 1370 | GT | GUEST NESTING Mesh back with plastic seat. | ARMLESS A12 A14 | P 340 385 420 | <ul style="list-style-type: none"> • Flip Up Seat for Nesting and Compact Storage • 50mm Hooded Casters • Choice of 6 Mesh Back Colors • Rated for 250 lbs | <table border="1"> <tr> <th>ARMLESS</th> <th>W/ ARMS</th> </tr> <tr> <td>WIDTH: 21.0</td> <td>25.0</td> </tr> <tr> <td>DEPTH: 26.0</td> <td>26.0</td> </tr> <tr> <td>HEIGHT: 34.0</td> <td>34.0</td> </tr> <tr> <td>SEAT WIDTH: 18.0</td> <td>18.0</td> </tr> <tr> <td>SEAT DEPTH: 16.0</td> <td>16.0</td> </tr> <tr> <td>SEAT HEIGHT: 18.5</td> <td>18.5</td> </tr> <tr> <td>BACK WIDTH: 19.0</td> <td>19.0</td> </tr> <tr> <td>BACK HEIGHT: 17.5</td> <td>17.5</td> </tr> <tr> <td>COM: N/A</td> <td>N/A</td> </tr> <tr> <td>WEIGHT: 19.0 LB</td> <td>22.0 LB</td> </tr> </table> | ARMLESS | W/ ARMS | WIDTH: 21.0 | 25.0 | DEPTH: 26.0 | 26.0 | HEIGHT: 34.0 | 34.0 | SEAT WIDTH: 18.0 | 18.0 | SEAT DEPTH: 16.0 | 16.0 | SEAT HEIGHT: 18.5 | 18.5 | BACK WIDTH: 19.0 | 19.0 | BACK HEIGHT: 17.5 | 17.5 | COM: N/A | N/A | WEIGHT: 19.0 LB | 22.0 LB | <table border="1"> <tr> <th>ARM</th> <th>PRICE</th> </tr> <tr> <td>A12</td> <td>\$45</td> </tr> <tr> <td>A14</td> <td>\$80</td> </tr> </table> | ARM | PRICE | A12 | \$45 | A14 | \$80 | <table border="1"> <tr> <th>CASTER</th> <th>PRICE</th> </tr> <tr> <td>C5 STD</td> <td></td> </tr> <tr> <td>C5S</td> <td>\$30</td> </tr> </table> | CASTER | PRICE | C5 STD | | C5S | \$30 |
| ARMLESS | W/ ARMS | | | | | | | | | | | | | | | | | | | | | | | | | | | | | | | | | | | | | | | | | |
| WIDTH: 21.0 | 25.0 | | | | | | | | | | | | | | | | | | | | | | | | | | | | | | | | | | | | | | | | | |
| DEPTH: 26.0 | 26.0 | | | | | | | | | | | | | | | | | | | | | | | | | | | | | | | | | | | | | | | | | |
| HEIGHT: 34.0 | 34.0 | | | | | | | | | | | | | | | | | | | | | | | | | | | | | | | | | | | | | | | | | |
| SEAT WIDTH: 18.0 | 18.0 | | | | | | | | | | | | | | | | | | | | | | | | | | | | | | | | | | | | | | | | | |
| SEAT DEPTH: 16.0 | 16.0 | | | | | | | | | | | | | | | | | | | | | | | | | | | | | | | | | | | | | | | | | |
| SEAT HEIGHT: 18.5 | 18.5 | | | | | | | | | | | | | | | | | | | | | | | | | | | | | | | | | | | | | | | | | |
| BACK WIDTH: 19.0 | 19.0 | | | | | | | | | | | | | | | | | | | | | | | | | | | | | | | | | | | | | | | | | |
| BACK HEIGHT: 17.5 | 17.5 | | | | | | | | | | | | | | | | | | | | | | | | | | | | | | | | | | | | | | | | | |
| COM: N/A | N/A | | | | | | | | | | | | | | | | | | | | | | | | | | | | | | | | | | | | | | | | | |
| WEIGHT: 19.0 LB | 22.0 LB | | | | | | | | | | | | | | | | | | | | | | | | | | | | | | | | | | | | | | | | | |
| ARM | PRICE | | | | | | | | | | | | | | | | | | | | | | | | | | | | | | | | | | | | | | | | | |
| A12 | \$45 | | | | | | | | | | | | | | | | | | | | | | | | | | | | | | | | | | | | | | | | | |
| A14 | \$80 | | | | | | | | | | | | | | | | | | | | | | | | | | | | | | | | | | | | | | | | | |
| CASTER | PRICE | | | | | | | | | | | | | | | | | | | | | | | | | | | | | | | | | | | | | | | | | |
| C5 STD | | | | | | | | | | | | | | | | | | | | | | | | | | | | | | | | | | | | | | | | | | |
| C5S | \$30 | | | | | | | | | | | | | | | | | | | | | | | | | | | | | | | | | | | | | | | | | |

ONLY AVAILABLE IN M1

NESTING FOOTPRINT



First Chair 24", Each Additional Chair, Add 6"

CAUTION: Careless nesting of chairs may scratch and damage frames.

MESH COLORS

| | | | | | |
|--------------|-------------|---------------|--------------|------------|-------------|
| BLACK M11 | GRAY M12 | SILVER M13 | GREEN M14 | RED M15 | BLUE M16 |
|--------------|-------------|---------------|--------------|------------|-------------|

*Standard twenty five (25) business days applies only to Metallic Brown, Gunmetal, Dover Gray and White frame color options.

bella

name your game, bella is ready to play

ALL PLASTIC - AP

GSA SIN # 711-18

- Training, task, multipurpose, stool, management and conference seating
- Back styles include: all plastic, upholstered, or mesh back
- Choice of plastic or upholstered seat
- 6 powder coated frame finishes
- Warranted up to 250 lbs
- CAL TB 133 Fire Code approved



CREATING BELLA MODEL NUMBER

MODEL NUMBER CONTROL ARMS FRAME COLOR UPHOLSTERY MESH COLOR GRADE CASTERS PACKAGING OPTIONS

1 3 5 - A - F - A P - M - P - C 6 - - - -

* FOR ARMLESS CODE USE ADD * ONLY SELECT FOR MODELS 1375

FRAME COLORS

| | | |
|------------------|--------------------|------------------------|
| BLACK BF | SILVER SF | METALLIC BROWN* MBF |
| GUNMETAL* GMF | DOVER GRAY* DGF | WHITE* WF |

PACKAGING NOTES

| CODE | DESCRIPTION | LIST UPCHARGE |
|------|--------------------------------|---------------|
| AB | ASSEMBLED IN BAG FOR WILL CALL | \$0 |
| BAC | ASSEMBLED IN CARTON | \$0 |

| MODEL | CONTROL | DESCRIPTION | ARM | PLASTIC | FEATURES | DIMENSIONS | ARM OPTIONS | CASTER OPTIONS |
|-------|---------|--|-----------------------|------------------------|---|---|---|--|
| 1325 | B2 | LOW-BACK BASIC CONTROL Plastic back with plastic seat. | ARMLESS A12 A14 | P 335 380 415 | <ul style="list-style-type: none"> • Pneumatic Seat Height Adjustment • Basic Control Swivels 360 Degrees • Rated for 250 lbs | WIDTH: 25.0 DEPTH: 26.0 HEIGHT: 34.0-38.5 SEAT WIDTH: 18.0 SEAT DEPTH: 16.0 SEAT HEIGHT: 18.5-23.0 BACK WIDTH: 19.0 BACK HEIGHT: 17.5 COM: N/A WEIGHT: 24.5 LB | A12 \$45 Fixed Arm A14 \$80 Reinforced Soft Touch Extended Arm | C6 STD Standard 60mm Hoodless Casters C6S \$30 60mm Hoodless Hard Floor Casters |
| 1325 | S3 | LOW-BACK SWIVEL TILT CONTROL Plastic back with plastic seat. | ARMLESS A12 A14 | P 370 415 450 | <ul style="list-style-type: none"> • Pneumatic Seat Height Adjustment • Tilt Tension Control • Seat and Back Tilt as a Unit • Upright Position Tilt Lock • Rated for 250 lbs | WIDTH: 25.0 DEPTH: 26.0 HEIGHT: 34.0-38.5 SEAT WIDTH: 18.0 SEAT DEPTH: 16.0 SEAT HEIGHT: 17.0-21.5 BACK WIDTH: 19.0 BACK HEIGHT: 17.5 COM: N/A WEIGHT: 25.5 LB | | |
| 1375 | B2 | LOW-BACK BASIC CONTROL Mesh back with plastic seat. | ARMLESS A12 A14 | P 400 445 480 | <ul style="list-style-type: none"> • Pneumatic Seat Height Adjustment • Basic Control Swivels 360 Degrees • Choice of 6 Mesh Back Colors • Rated for 250 lbs | WIDTH: 25.0 DEPTH: 26.0 HEIGHT: 34.0-38.5 SEAT WIDTH: 18.0 SEAT DEPTH: 16.0 SEAT HEIGHT: 18.5-23.0 BACK WIDTH: 19.0 BACK HEIGHT: 17.5 COM: N/A WEIGHT: 24.5 LB | | |
| 1375 | S3 | LOW-BACK SWIVEL TILT CONTROL Mesh back with plastic seat. | ARMLESS A12 A14 | P 435 480 515 | <ul style="list-style-type: none"> • Pneumatic Seat Height Adjustment • Tilt Tension Control • Seat and Back Tilt as a Unit • Upright Position Tilt Lock • Choice of 6 Mesh Back Colors • Rated for 250 lbs | WIDTH: 25.0 DEPTH: 26.0 HEIGHT: 34.0-38.5 SEAT WIDTH: 18.0 SEAT DEPTH: 16.0 SEAT HEIGHT: 17.0-21.5 BACK WIDTH: 19.0 BACK HEIGHT: 17.5 COM: N/A WEIGHT: 25.5 LB | | |

ADDITIONAL OPTIONS



BA10B
BA10P
BA10S
\$100

26" High Profile Aluminum
 BA10B - Black Powder-Coat
 BA10P - Polished
 BA10S - Silver Powder-Coat

MESH COLORS

| | | | | | |
|--------------|-------------|---------------|--------------|------------|-------------|
| BLACK M11 | GRAY M12 | SILVER M13 | GREEN M14 | RED M15 | BLUE M16 |
|--------------|-------------|---------------|--------------|------------|-------------|

*Standard twenty five (25) business days applies only to Metallic Brown, Gunmetal, Dover Gray and White frame color options.

bella

name your game, bella is ready to play

ALL PLASTIC - AP

GSA SIN # 711-18

- Training, task, multipurpose, stool, management and conference seating
- Back styles include: all plastic, upholstered, or mesh back
- Choice of plastic or upholstered seat
- 6 powder coated frame finishes
- Warranted up to 250 lbs
- CAL TB 133 Fire Code approved



CREATING BELLA MODEL NUMBER

MODEL NUMBER CONTROL ARMS FRAME COLOR UPHOLSTERY MESH COLOR GRADE CASTERS PACKAGING OPTIONS

1 3 2 - B 2 - A - - - F - A P - M - - P - C 6 - - - -

* FOR ARMLESS CODE USE A00 * ONLY SELECT FOR MODELS 1376/1378

FRAME COLORS

| | | |
|------------------|--------------------|------------------------|
| BLACK BF | SILVER SF | METALLIC BROWN* MBF |
| GUNMETAL* GMF | DOVER GRAY* DGF | WHITE* WF |

PACKAGING NOTES

| CODE | DESCRIPTION | LIST UPCHARGE |
|------|--------------------------------|---------------|
| AB | ASSEMBLED IN BAG FOR WILL CALL | \$0 |
| BAC | ASSEMBLED IN CARTON | \$0 |

| MODEL | CONTROL | DESCRIPTION | ARM | PLASTIC | FEATURES | DIMENSIONS | ARM OPTIONS | CASTER OPTIONS |
|-------|---------|---|-----------------------|------------------------|---|---|---|--|
| 1326 | B2 | 10" TRAVEL HIGH STOOL BASIC CONTROL Use for work surfaces up to 42 inches high. Plastic back with plastic seat. | ARMLESS A12 A14 | P 460 505 540 | <ul style="list-style-type: none"> • Pneumatic Seat Height Adjustment • Height Adj 20" Diameter Footring • Rated for 250 lbs | WIDTH: 25.0 DEPTH: 26.0 HEIGHT: 40.5-50.5 SEAT WIDTH: 18.0 SEAT DEPTH: 16.0 SEAT HEIGHT: 23.5-33.5 BACK WIDTH: 19.0 BACK HEIGHT: 17.5 COM: N/A WEIGHT: 30.5 LB | A12 \$45 Fixed Arm A14 \$80 Reinforced Soft Touch Extended Arm | C6 STD Standard 60mm Hoodless Casters C6S \$30 60mm Hoodless Hard Floor Casters |
| 1328 | B2 | 8" TRAVEL LOW STOOL BASIC CONTROL Use for work surfaces up to 36 inches high. Plastic back with plastic seat. | ARMLESS A12 A14 | P 460 505 540 | <ul style="list-style-type: none"> • Pneumatic Seat Height Adjustment • Height Adj 20" Diameter Footring • Rated for 250 lbs | WIDTH: 25.0 DEPTH: 26.0 HEIGHT: 36.5-44.5 SEAT WIDTH: 18.0 SEAT DEPTH: 16.0 SEAT HEIGHT: 19.5-27.5 BACK WIDTH: 19.0 BACK HEIGHT: 17.5 COM: N/A WEIGHT: 29.5 LB | | |
| 1376 | B2 | 10" TRAVEL HIGH STOOL BASIC CONTROL Use for work surfaces up to 42 inches high. Mesh back with plastic seat. | ARMLESS A12 A14 | P 525 570 605 | <ul style="list-style-type: none"> • Pneumatic Seat Height Adjustment • Height Adj 20" Diameter Footring • Choice of 6 Mesh Back Colors • Rated for 250 lbs | WIDTH: 25.0 DEPTH: 26.0 HEIGHT: 40.5-50.5 SEAT WIDTH: 18.0 SEAT DEPTH: 16.0 SEAT HEIGHT: 23.5-33.5 BACK WIDTH: 19.0 BACK HEIGHT: 17.5 COM: N/A WEIGHT: 30.5 LB | | |
| 1378 | B2 | 8" TRAVEL LOW STOOL BASIC CONTROL Use for work surfaces up to 36 inches high. Mesh back with plastic seat. | ARMLESS A12 A14 | P 525 570 605 | <ul style="list-style-type: none"> • Pneumatic Seat Height Adjustment • Height Adj 20" Diameter Footring • Choice of 6 Mesh Back Colors • Rated for 250 lbs | WIDTH: 25.0 DEPTH: 26.0 HEIGHT: 36.5-44.5 SEAT WIDTH: 18.0 SEAT DEPTH: 16.0 SEAT HEIGHT: 19.5-27.5 BACK WIDTH: 19.0 BACK HEIGHT: 17.5 COM: N/A WEIGHT: 29.5 LB | | |

ADDITIONAL OPTIONS



26" High Profile Aluminum
 BA10B - Black Powder-Coat
 BA10P - Polished
 BA10S - Silver Powder-Coat

MESH COLORS

| | | | | | |
|--------------|-------------|---------------|--------------|------------|-------------|
| BLACK M11 | GRAY M12 | SILVER M13 | GREEN M14 | RED M15 | BLUE M16 |
|--------------|-------------|---------------|--------------|------------|-------------|

*Standard twenty five (25) business days applies only to Metallic Brown, Gunmetal, Dover Gray and White frame color options.

bella

name your game, bella is ready to play

UPHOLSTERED SEAT - US

GSA SIN # 711-19

- Back styles include: all plastic, upholstered, or mesh back
- Choice of plastic or upholstered seat
- Right hand tablet arm available with optional basket
- 6 powder coated frame finishes
- Warranted up to 250 lbs
- CAL TB 133 Fire Code approved



CREATING BELLA MODEL NUMBER

MODEL NUMBER CONTROL ARMS FRAME COLOR UPHOLSTERY MESH COLOR GRADE CASTERS PACKAGING OPTIONS

1 3 - GT - F - U S - M - C 5 -

* FOR ARMLESS CODE USE A00 * ONLY SELECT FOR MODELS 1360/1365 * ONLY SELECT CASTER CODE FOR MODELS 1315/1365

FRAME COLORS

| | | |
|------------------|--------------------|------------------------|
| BLACK BF | SILVER SF | METALLIC BROWN* MBF |
| GUNMETAL* GMF | DOVER GRAY* DGF | WHITE* WF |

PACKAGING NOTES

| CODE | DESCRIPTION | LIST UPCHARGE |
|------|--------------------------------|---------------|
| AB | ASSEMBLED IN BAG FOR WILL CALL | \$0 |
| AC | ASSEMBLED IN CARTON | \$0 |

BELLA STACK CHAIRS SHIP UP TO 3 PER CARTON

NOTE: Due to the nature of vinyl upholstery, stacking may cause impressions on the seat. 9to5 Seating does not warrant the effects of the stacking on vinyl upholstery.

| MODEL | CONTROL | DESCRIPTION | ARM | FABRIC | FEATURES | DIMENSIONS | ARM OPTIONS | CASTER OPTIONS | |
|-------|---------|--|---------|--|---|---|----------------|---|--|
| 1310 | GT | GUEST STACKING Plastic back with upholstered seat. | ARMLESS | A/COM: 260, B: 285, C: 305, D: 330, E: 360, F: 395, G: 430 | <ul style="list-style-type: none"> • Non-Marring Floor Glides • Stack 4 High on Floor • Stacks 10 High on Optional Dolly • Wall Saver Back Legs • Integrated Handle in Back of Chair • Rated for 250 lbs. | ARMLESS WIDTH: 21.0, DEPTH: 26.0, HEIGHT: 34.0 W/ ARMS SEAT WIDTH: 18.0, SEAT DEPTH: 16.0, SEAT HEIGHT: 18.5 BACK WIDTH: 19.0, BACK HEIGHT: 17.5 COM: 0.8 YDS, WEIGHT: 15.0 LB | \$45 \$80 | | |
| | | | A12 | 305, 330, 350, 375, 405, 440, 475 | | | | | |
| | | | A14 | 340, 365, 385, 410, 440, 475, 510 | | | | | |
| | | | TAB-A00 | 380, 405, 425, 450, 480, 515, 550 | | | | | |
| | | | TAB-A12 | 405, 430, 450, 475, 505, 540, 575 | | | | | |
| | | | TAB-A14 | 420, 445, 465, 490, 520, 555, 590 | | | | | |
| 1315 | GT | GUEST STACKING WITH CASTERS Plastic back with upholstered seat. | ARMLESS | A/COM: 305, B: 330, C: 350, D: 375, E: 405, F: 440, G: 475 | <ul style="list-style-type: none"> • 50mm Hooded Casters • Stack 4 High on Floor • Stacks 10 High on Optional Dolly • Integrated Handle in Back of Chair • Rated for 250 lbs. | W/ ARMS WIDTH: 21.0, DEPTH: 26.0, HEIGHT: 34.0 ARMLESS SEAT WIDTH: 18.0, SEAT DEPTH: 16.0, SEAT HEIGHT: 18.5 BACK WIDTH: 19.0, BACK HEIGHT: 17.5 COM: 0.8 YDS, WEIGHT: 15.0 LB | \$120 \$160 | \$30 | |
| | | | A12 | 350, 375, 395, 420, 450, 485, 520 | | | | | |
| | | | A14 | 385, 410, 430, 455, 485, 520, 555 | | | | | |
| | | | TAB-A00 | 425, 450, 470, 495, 525, 560, 595 | | | | | |
| | | | TAB-A12 | 450, 475, 495, 520, 550, 585, 620 | | | | | |
| | | | TAB-A14 | 465, 490, 510, 535, 565, 600, 635 | | | | | |
| 1360 | GT | GUEST STACKING Mesh back with upholstered seat. | ARMLESS | A/COM: 325, B: 350, C: 370, D: 395, E: 425, F: 460, G: 495 | <ul style="list-style-type: none"> • Non-Marring Floor Glides • Stack 4 High on Floor • Stacks 10 High on Optional Dolly • Wall Saver Back Legs • Choice of 6 Mesh Back Colors • Rated for 250 lbs. | W/ ARMS WIDTH: 21.0, DEPTH: 26.0, HEIGHT: 34.0 ARMLESS SEAT WIDTH: 18.0, SEAT DEPTH: 16.0, SEAT HEIGHT: 18.5 BACK WIDTH: 19.0, BACK HEIGHT: 17.5 COM: 0.8 YDS, WEIGHT: 15.0 LB | \$60 | \$250 | |
| | | | A12 | 370, 395, 415, 440, 470, 505, 540 | | | | | |
| | | | A14 | 405, 430, 450, 475, 505, 540, 575 | | | | | |
| | | | TAB-A00 | 445, 470, 490, 515, 545, 580, 615 | | | | | |
| | | | TAB-A12 | 470, 495, 515, 540, 570, 605, 640 | | | | | |
| | | | TAB-A14 | 485, 510, 530, 555, 585, 620, 655 | | | | | |
| | | | | ONLY AVAILABLE IN M1 | | | | | |
| 1365 | GT | GUEST STACKING WITH CASTERS Mesh back with upholstered seat. | ARMLESS | A/COM: 370, B: 395, C: 415, D: 440, E: 470, F: 505, G: 540 | <ul style="list-style-type: none"> • 50mm Hooded Casters • Stack 4 High on Floor • Stacks 10 High on Optional Dolly • Choice of 6 Mesh Back Colors • Rated for 250 lbs. | W/ ARMS WIDTH: 21.0, DEPTH: 26.0, HEIGHT: 34.0 ARMLESS SEAT WIDTH: 18.0, SEAT DEPTH: 16.0, SEAT HEIGHT: 18.5 BACK WIDTH: 19.0, BACK HEIGHT: 17.5 COM: 0.8 YDS, WEIGHT: 15.0 LB | \$30 \$30 | <p>CAUTION: Careless stacking of chairs may scratch and damage frames.</p> | |
| | | | A12 | 415, 440, 460, 485, 515, 550, 585 | | | | | |
| | | | A14 | 450, 475, 495, 520, 550, 585, 620 | | | | | |
| | | | TAB-A00 | 490, 515, 535, 560, 590, 625, 660 | | | | | |
| | | | TAB-A12 | 515, 540, 560, 585, 615, 650, 685 | | | | | |
| | | | TAB-A14 | 530, 555, 575, 600, 630, 665, 700 | | | | | |
| | | | | ONLY AVAILABLE IN M1 | | | | | |

*Standard twenty five (25) business days applies only to Metallic Brown, Gunmetal, Dover Gray and White frame color options.

MESH COLORS

| | | | | | |
|--------------|-------------|---------------|--------------|------------|-------------|
| BLACK M11 | GRAY M12 | SILVER M13 | GREEN M14 | RED M15 | BLUE M16 |
|--------------|-------------|---------------|--------------|------------|-------------|

bella

name your game, bella is ready to play

UPHOLSTERED SEAT - US

GSA SIN # 711-19

- Back styles include: all plastic, upholstered, or mesh back
- Choice of plastic or upholstered seat
- 6 powder coated frame finishes
- Seat flips up for nesting
- Warranted up to 250 lbs
- CAL TB 133 Fire Code approved



CREATING BELLA MODEL NUMBER

MODEL NUMBER CONTROL ARMS FRAME COLOR UPHOLSTERY MESH COLOR GRADE CASTERS PACKAGING OPTIONS

1 3 - G T - A - F - U S - M - C 5

* FOR ARMLESS CODE USE ADD * ONLY SELECT FOR MODEL 1370

FRAME COLORS

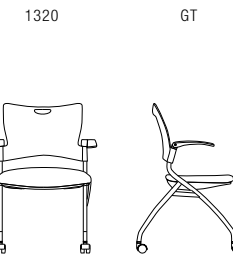
| | | |
|------------------|--------------------|------------------------|
| BLACK BF | SILVER SF | METALLIC BROWN* MBF |
| GUNMETAL* GMF | DOVER GRAY* DGF | WHITE* WF |

PACKAGING NOTES

| CODE | DESCRIPTION | LIST UPCHARGE |
|------|--------------------------------|---------------|
| AB | ASSEMBLED IN BAG FOR WILL CALL | \$0 |
| AC | ASSEMBLED IN CARTON | \$0 |

BELLA NESTING CHAIRS SHIP UP TO 2 PER CARTON

MODEL CONTROL DESCRIPTION



GUEST NESTING

Plastic back with upholstered seat.

ARM FABRIC

| ARM | A/COM | B | C | D | E | F | G |
|---------|-------|-----|-----|-----|-----|-----|-----|
| ARMLESS | 325 | 350 | 370 | 395 | 425 | 460 | 495 |
| A12 | 370 | 395 | 415 | 440 | 470 | 505 | 540 |
| A14 | 405 | 430 | 450 | 475 | 505 | 540 | 575 |

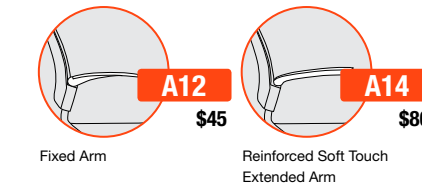
FEATURES

- Flip Up Seat for Nesting and Compact Storage
- 50mm Hooded Casters
- Integrated Handle in Back of Chair
- Rated for 250 lbs

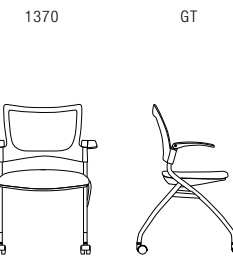
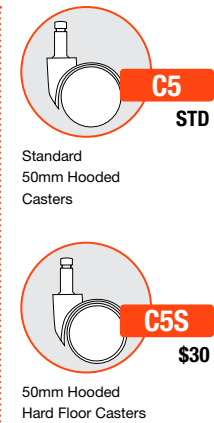
DIMENSIONS

| | ARMLESS | W/ ARMS |
|--------------|---------|---------|
| WIDTH: | 21.0 | 25.0 |
| DEPTH: | 26.0 | 26.0 |
| HEIGHT: | 34.0 | 34.0 |
| SEAT WIDTH: | 18.0 | 18.0 |
| SEAT DEPTH: | 16.0 | 16.0 |
| SEAT HEIGHT: | 18.5 | 18.5 |
| BACK WIDTH: | 19.0 | 19.0 |
| BACK HEIGHT: | 17.5 | 17.5 |
| COM: | 0.8 YDS | 0.8 YDS |
| WEIGHT: | 21.0 LB | 24.0 LB |

ARM OPTIONS



CASTER OPTIONS



GUEST NESTING

Mesh back with upholstered seat.

ARM FABRIC

| ARM | A/COM | B | C | D | E | F | G |
|---------|-------|-----|-----|-----|-----|-----|-----|
| ARMLESS | 390 | 415 | 435 | 460 | 490 | 525 | 560 |
| A12 | 435 | 460 | 480 | 505 | 535 | 570 | 605 |
| A14 | 470 | 495 | 515 | 540 | 570 | 605 | 640 |

ONLY AVAILABLE IN M1

- Flip Up Seat for Nesting and Compact Storage
- 50mm Hooded Caster
- Choice of 6 Mesh Back Colors
- Rated for 250 lbs

| | ARMLESS | W/ ARMS |
|--------------|---------|---------|
| WIDTH: | 21.0 | 25.0 |
| DEPTH: | 26.0 | 26.0 |
| HEIGHT: | 34.0 | 34.0 |
| SEAT WIDTH: | 18.0 | 18.0 |
| SEAT DEPTH: | 16.0 | 16.0 |
| SEAT HEIGHT: | 18.5 | 18.5 |
| BACK WIDTH: | 19.0 | 19.0 |
| BACK HEIGHT: | 17.5 | 17.5 |
| COM: | 0.8 YDS | 0.8 YDS |
| WEIGHT: | 21.0 LB | 24.0 LB |

NESTING FOOTPRINT



First Chair 24", Each Additional Chair, Add 6"

ACCESSORIES

CAUTION: Careless nesting of chairs may scratch and damage frames.

MESH COLORS

| | | | | | |
|--------------|-------------|---------------|--------------|------------|-------------|
| BLACK M11 | GRAY M12 | SILVER M13 | GREEN M14 | RED M15 | BLUE M16 |
|--------------|-------------|---------------|--------------|------------|-------------|

*Standard twenty five (25) business days applies only to Metallic Brown, Gunmetal, Dover Gray and White frame color options.

bella

name your game, bella is ready to play

UPHOLSTERED SEAT - US

GSA SIN # 711-18

- Training, task, multipurpose, stool, management and conference seating
- Back styles include: all plastic, upholstered, or mesh back
- Choice of plastic or upholstered seat
- 6 powder coated frame finishes
- Warranted up to 250 lbs
- CAL TB 133 Fire Code approved



CREATING BELLA MODEL NUMBER

MODEL NUMBER CONTROL ARMS FRAME COLOR UPHOLSTERY MESH COLOR GRADE CASTERS PACKAGING OPTIONS

1 3 5 - - A - - - F - U S - M - - - C 6 - - - - -

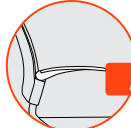
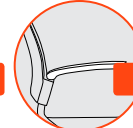
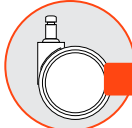
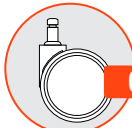
* FOR ARMLESS CODE USE ADD * ONLY SELECT FOR MODELS 1375

FRAME COLORS

| | | |
|------------------|--------------------|------------------------|
| BLACK BF | SILVER SF | METALLIC BROWN* MBF |
| GUNMETAL* GMF | DOVER GRAY* DGF | WHITE* WF |

PACKAGING NOTES

| CODE | DESCRIPTION | LIST UPCHARGE |
|------|--------------------------------|---------------|
| AB | ASSEMBLED IN BAG FOR WILL CALL | \$0 |
| BAC | ASSEMBLED IN CARTON | \$0 |

| MODEL | CONTROL | DESCRIPTION | ARM | FABRIC | FEATURES | DIMENSIONS | ARM OPTIONS | CASTER OPTIONS | |
|-------|--|--|---------|--|---|---|--|--|--|
| 1325 | B2 | LOW-BACK BASIC CONTROL Plastic back with upholstered seat. | ARMLESS | A/COM: 385, B: 410, C: 430, D: 455, E: 485, F: 520, G: 555 | <ul style="list-style-type: none"> • Pneumatic Seat Height Adjustment • Basic Control Swivels 360 Degrees • Rated for 250 lbs | WIDTH: 25.0 DEPTH: 26.0 HEIGHT: 34.0-38.5 SEAT WIDTH: 18.0 SEAT DEPTH: 16.0 SEAT HEIGHT: 18.5-23.0 BACK WIDTH: 19.0 BACK HEIGHT: 17.5 COM: 0.8 YDS WEIGHT: 26.5 LB |  A12 \$45  A14 \$80 |  C6 STD  C6S \$30 | |
| | | | A12 | A/COM: 430, B: 455, C: 475, D: 500, E: 530, F: 565, G: 600 | | | | | |
| A14 | A/COM: 465, B: 490, C: 510, D: 535, E: 565, F: 600, G: 635 | | | | | | | | |
| 1325 | S3 | LOW-BACK SWIVEL TILT CONTROL Plastic back with upholstered seat. | ARMLESS | A/COM: 420, B: 445, C: 465, D: 490, E: 520, F: 555, G: 590 | <ul style="list-style-type: none"> • Pneumatic Seat Height Adjustment • Tilt Tension Control • Seat and Back Tilt as a Unit • Upright Position Tilt Lock • Rated for 250 lbs | WIDTH: 25.0 DEPTH: 26.0 HEIGHT: 34.0-38.5 SEAT WIDTH: 18.0 SEAT DEPTH: 16.0 SEAT HEIGHT: 17.0-21.5 BACK WIDTH: 19.0 BACK HEIGHT: 17.5 COM: 0.8 YDS WEIGHT: 27.5 LB | | | |
| | | | A12 | A/COM: 465, B: 490, C: 510, D: 535, E: 565, F: 600, G: 635 | | | | | |
| A14 | A/COM: 500, B: 525, C: 545, D: 570, E: 600, F: 635, G: 670 | | | | | | | | |
| 1375 | B2 | LOW-BACK BASIC CONTROL Mesh back with upholstered seat. | ARMLESS | A/COM: 450, B: 475, C: 495, D: 520, E: 550, F: 585, G: 620 | <ul style="list-style-type: none"> • Pneumatic Seat Height Adjustment • Basic Control Swivels 360 Degrees • Choice of 6 Mesh Back Colors • Rated for 250 lbs | WIDTH: 25.0 DEPTH: 26.0 HEIGHT: 34.0-38.5 SEAT WIDTH: 18.0 SEAT DEPTH: 16.0 SEAT HEIGHT: 18.5-23.0 BACK WIDTH: 19.0 BACK HEIGHT: 17.5 COM: 0.8 YDS WEIGHT: 26.5 LB | | | |
| | | | A12 | A/COM: 495, B: 520, C: 540, D: 565, E: 595, F: 630, G: 665 | | | | | |
| A14 | A/COM: 530, B: 555, C: 575, D: 600, E: 630, F: 665, G: 700 | | | | | | | | |
| | | | | ONLY AVAILABLE IN M1 | | | | | |
| 1375 | S3 | LOW-BACK SWIVEL TILT CONTROL Mesh back with upholstered seat. | ARMLESS | A/COM: 485, B: 510, C: 530, D: 555, E: 585, F: 620, G: 655 | <ul style="list-style-type: none"> • Pneumatic Seat Height Adjustment • Tilt Tension Control • Seat and Back Tilt as a Unit • Upright Position Tilt Lock • Choice of 6 Mesh Back Colors • Rated for 250 lbs | WIDTH: 25.0 DEPTH: 26.0 HEIGHT: 34.0-38.5 SEAT WIDTH: 18.0 SEAT DEPTH: 16.0 SEAT HEIGHT: 17.0-21.5 BACK WIDTH: 19.0 BACK HEIGHT: 17.5 COM: 0.8 YDS WEIGHT: 27.5 LB | | | |
| | | | A12 | A/COM: 530, B: 555, C: 575, D: 600, E: 630, F: 665, G: 700 | | | | | |
| A14 | A/COM: 565, B: 590, C: 610, D: 635, E: 665, F: 700, G: 735 | | | | | | | | |
| | | | | ONLY AVAILABLE IN M1 | | | | | |

ADDITIONAL OPTIONS



26" High Profile Aluminum Base
 BA10B - Black Powder-Coat
 BA10P - Polished
 BA10S - Silver Powder-Coat

MESH COLORS

| | | | | | |
|--------------|-------------|---------------|--------------|------------|-------------|
| BLACK M11 | GRAY M12 | SILVER M13 | GREEN M14 | RED M15 | BLUE M16 |
|--------------|-------------|---------------|--------------|------------|-------------|

*Standard twenty five (25) business days applies only to Metallic Brown, Gunmetal, Dover Gray and White frame color options.

bella

name your game, bella is ready to play

UPHOLSTERED SEAT - US

GSA SIN # 711-18

- Training, task, multipurpose, stool, management and conference seating
- Back styles include: all plastic, upholstered, or mesh back
- Choice of plastic or upholstered seat
- 6 powder coated frame finishes
- Warranted up to 250 lbs
- CAL TB 133 Fire Code approved



CREATING BELLA MODEL NUMBER

MODEL NUMBER CONTROL ARMS FRAME COLOR UPHOLSTERY MESH COLOR GRADE CASTERS PACKAGING OPTIONS

1 3 2 - B 2 - A - - - F - U S - M - - - C 6 - - - - -

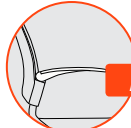
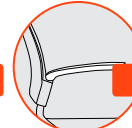
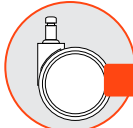
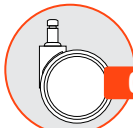

* FOR ARMLESS CODE USE ADD * ONLY SELECT FOR MODELS 1376/1378

FRAME COLORS

| | | |
|------------------|--------------------|------------------------|
| BLACK BF | SILVER SF | METALLIC BROWN* MBF |
| GUNMETAL* GMF | DOVER GRAY* DGF | WHITE* WF |

PACKAGING NOTES

| CODE | DESCRIPTION | LIST UPCHARGE |
|------|--------------------------------|---------------|
| AB | ASSEMBLED IN BAG FOR WILL CALL | \$0 |
| BAC | ASSEMBLED IN CARTON | \$0 |

| MODEL | CONTROL | DESCRIPTION | ARM | FABRIC | FEATURES | DIMENSIONS | ARM OPTIONS | CASTER OPTIONS | | | | | | | | | | | | | | | | | | | | | | | | | | | | | | | | | |
|--------------|-------------|---|-----------------------|---|-------------|------------|-------------|----------------|---|---|---|-----|-----|-----|-----|-----|-----|-----|-----|-----|-----|-----|-----|-----|-----|-----|-----|-----|-----|-----|-----|-----|---|---|--|--------------|-------------|---------------|--------------|------------|-------------|
| 1326 | B2 | 10" TRAVEL HIGH STOOL BASIC CONTROL Use for work surfaces up to 42 inches high. Plastic back with upholstered seat. | ARMLESS A12 A14 | <table border="1"> <thead> <tr> <th>A/COM</th> <th>B</th> <th>C</th> <th>D</th> <th>E</th> <th>F</th> <th>G</th> </tr> </thead> <tbody> <tr> <td>510</td> <td>535</td> <td>555</td> <td>580</td> <td>610</td> <td>645</td> <td>680</td> </tr> <tr> <td>555</td> <td>580</td> <td>600</td> <td>625</td> <td>655</td> <td>690</td> <td>725</td> </tr> <tr> <td>590</td> <td>615</td> <td>635</td> <td>660</td> <td>690</td> <td>725</td> <td>760</td> </tr> </tbody> </table> | A/COM | B | C | D | E | F | G | 510 | 535 | 555 | 580 | 610 | 645 | 680 | 555 | 580 | 600 | 625 | 655 | 690 | 725 | 590 | 615 | 635 | 660 | 690 | 725 | 760 | <ul style="list-style-type: none"> • Pneumatic Seat Height Adjustment • Height Adj 20" Diameter Footring • Rated for 250 lbs | WIDTH: 25.0 DEPTH: 26.0 HEIGHT: 40.5-50.5 SEAT WIDTH: 18.0 SEAT DEPTH: 16.0 SEAT HEIGHT: 23.5-33.5 BACK WIDTH: 19.0 BACK HEIGHT: 17.5 COM: 0.8 YDS WEIGHT: 32.5 LB |  A12 \$45  A14 \$80  C6 STD  C6S \$30 | | | | | | |
| A/COM | B | C | D | E | F | G | | | | | | | | | | | | | | | | | | | | | | | | | | | | | | | | | | | |
| 510 | 535 | 555 | 580 | 610 | 645 | 680 | | | | | | | | | | | | | | | | | | | | | | | | | | | | | | | | | | | |
| 555 | 580 | 600 | 625 | 655 | 690 | 725 | | | | | | | | | | | | | | | | | | | | | | | | | | | | | | | | | | | |
| 590 | 615 | 635 | 660 | 690 | 725 | 760 | | | | | | | | | | | | | | | | | | | | | | | | | | | | | | | | | | | |
| 1328 | B2 | 8" TRAVEL LOW STOOL BASIC CONTROL Use for work surfaces up to 36 inches high. Plastic back with upholstered seat. | ARMLESS A12 A14 | <table border="1"> <thead> <tr> <th>A/COM</th> <th>B</th> <th>C</th> <th>D</th> <th>E</th> <th>F</th> <th>G</th> </tr> </thead> <tbody> <tr> <td>510</td> <td>535</td> <td>555</td> <td>580</td> <td>610</td> <td>645</td> <td>680</td> </tr> <tr> <td>555</td> <td>580</td> <td>600</td> <td>625</td> <td>655</td> <td>690</td> <td>725</td> </tr> <tr> <td>590</td> <td>615</td> <td>635</td> <td>660</td> <td>690</td> <td>725</td> <td>760</td> </tr> </tbody> </table> | A/COM | B | C | D | E | F | G | 510 | 535 | 555 | 580 | 610 | 645 | 680 | 555 | 580 | 600 | 625 | 655 | 690 | 725 | 590 | 615 | 635 | 660 | 690 | 725 | 760 | <ul style="list-style-type: none"> • Pneumatic Seat Height Adjustment • Height Adj 20" Diameter Footring • Rated for 250 lbs | WIDTH: 25.0 DEPTH: 26.0 HEIGHT: 36.5-44.5 SEAT WIDTH: 18.0 SEAT DEPTH: 16.0 SEAT HEIGHT: 19.5-27.5 BACK WIDTH: 19.0 BACK HEIGHT: 17.5 COM: 0.8 YDS WEIGHT: 31.5 LB | | | | | | | |
| A/COM | B | C | D | E | F | G | | | | | | | | | | | | | | | | | | | | | | | | | | | | | | | | | | | |
| 510 | 535 | 555 | 580 | 610 | 645 | 680 | | | | | | | | | | | | | | | | | | | | | | | | | | | | | | | | | | | |
| 555 | 580 | 600 | 625 | 655 | 690 | 725 | | | | | | | | | | | | | | | | | | | | | | | | | | | | | | | | | | | |
| 590 | 615 | 635 | 660 | 690 | 725 | 760 | | | | | | | | | | | | | | | | | | | | | | | | | | | | | | | | | | | |
| 1376 | B2 | 10" TRAVEL HIGH STOOL BASIC CONTROL Use for work surfaces up to 42 inches high. Mesh back with upholstered seat. | ARMLESS A12 A14 | <table border="1"> <thead> <tr> <th>A/COM</th> <th>B</th> <th>C</th> <th>D</th> <th>E</th> <th>F</th> <th>G</th> </tr> </thead> <tbody> <tr> <td>575</td> <td>600</td> <td>620</td> <td>645</td> <td>675</td> <td>710</td> <td>745</td> </tr> <tr> <td>620</td> <td>645</td> <td>665</td> <td>690</td> <td>720</td> <td>755</td> <td>790</td> </tr> <tr> <td>655</td> <td>680</td> <td>700</td> <td>725</td> <td>755</td> <td>790</td> <td>825</td> </tr> </tbody> </table> | A/COM | B | C | D | E | F | G | 575 | 600 | 620 | 645 | 675 | 710 | 745 | 620 | 645 | 665 | 690 | 720 | 755 | 790 | 655 | 680 | 700 | 725 | 755 | 790 | 825 | <ul style="list-style-type: none"> • Pneumatic Seat Height Adjustment • Height Adj 20" Diameter Footring • Choice of 6 Mesh Back Colors • Rated for 250 lbs | WIDTH: 25.0 DEPTH: 26.0 HEIGHT: 40.5-50.5 SEAT WIDTH: 18.0 SEAT DEPTH: 16.0 SEAT HEIGHT: 23.5-33.5 BACK WIDTH: 19.0 BACK HEIGHT: 17.5 COM: 0.8 YDS WEIGHT: 32.5 LB |  BA10B BA10P BA10S \$100 26" High Profile Aluminum Base BA10B - Black Powder-Coat BA10P - Polished BA10S - Silver Powder-Coat | | | | | | |
| A/COM | B | C | D | E | F | G | | | | | | | | | | | | | | | | | | | | | | | | | | | | | | | | | | | |
| 575 | 600 | 620 | 645 | 675 | 710 | 745 | | | | | | | | | | | | | | | | | | | | | | | | | | | | | | | | | | | |
| 620 | 645 | 665 | 690 | 720 | 755 | 790 | | | | | | | | | | | | | | | | | | | | | | | | | | | | | | | | | | | |
| 655 | 680 | 700 | 725 | 755 | 790 | 825 | | | | | | | | | | | | | | | | | | | | | | | | | | | | | | | | | | | |
| 1378 | B2 | 8" TRAVEL LOW STOOL BASIC CONTROL Use for work surfaces up to 36 inches high. Mesh back with upholstered seat. | ARMLESS A12 A14 | <table border="1"> <thead> <tr> <th>A/COM</th> <th>B</th> <th>C</th> <th>D</th> <th>E</th> <th>F</th> <th>G</th> </tr> </thead> <tbody> <tr> <td>575</td> <td>600</td> <td>620</td> <td>645</td> <td>675</td> <td>710</td> <td>745</td> </tr> <tr> <td>620</td> <td>645</td> <td>665</td> <td>690</td> <td>720</td> <td>755</td> <td>790</td> </tr> <tr> <td>655</td> <td>680</td> <td>700</td> <td>725</td> <td>755</td> <td>790</td> <td>825</td> </tr> </tbody> </table> | A/COM | B | C | D | E | F | G | 575 | 600 | 620 | 645 | 675 | 710 | 745 | 620 | 645 | 665 | 690 | 720 | 755 | 790 | 655 | 680 | 700 | 725 | 755 | 790 | 825 | <ul style="list-style-type: none"> • Pneumatic Seat Height Adjustment • Height Adj 20" Diameter Footring • Choice of 6 Mesh Back Colors • Rated for 250 lbs | WIDTH: 25.0 DEPTH: 26.0 HEIGHT: 36.5-44.5 SEAT WIDTH: 18.0 SEAT DEPTH: 16.0 SEAT HEIGHT: 19.5-27.5 BACK WIDTH: 19.0 BACK HEIGHT: 17.5 COM: 0.8 YDS WEIGHT: 31.5 LB | MESH COLORS <table border="1"> <tr> <td>BLACK M11</td> <td>GRAY M12</td> <td>SILVER M13</td> <td>GREEN M14</td> <td>RED M15</td> <td>BLUE M16</td> </tr> </table> | BLACK M11 | GRAY M12 | SILVER M13 | GREEN M14 | RED M15 | BLUE M16 |
| A/COM | B | C | D | E | F | G | | | | | | | | | | | | | | | | | | | | | | | | | | | | | | | | | | | |
| 575 | 600 | 620 | 645 | 675 | 710 | 745 | | | | | | | | | | | | | | | | | | | | | | | | | | | | | | | | | | | |
| 620 | 645 | 665 | 690 | 720 | 755 | 790 | | | | | | | | | | | | | | | | | | | | | | | | | | | | | | | | | | | |
| 655 | 680 | 700 | 725 | 755 | 790 | 825 | | | | | | | | | | | | | | | | | | | | | | | | | | | | | | | | | | | |
| BLACK M11 | GRAY M12 | SILVER M13 | GREEN M14 | RED M15 | BLUE M16 | | | | | | | | | | | | | | | | | | | | | | | | | | | | | | | | | | | | |

*Standard twenty five (25) business days applies only to Metallic Brown, Gunmetal, Dover Gray and White frame color options.

bella

name your game, bella is ready to play

FULLY UPHOLSTERED - UP

GSA SIN # 711-19

- Back styles include: all plastic, upholstered, or mesh back
- Choice of plastic or upholstered seat
- Right hand tablet arm available with optional basket
- 6 powder coated frame finishes
- Warranted up to 250 lbs
- CAL TB 133 Fire Code approved



CREATING BELLA MODEL NUMBER

MODEL NUMBER CONTROL ARMS FRAME COLOR UPHOLSTERY MESH COLOR GRADE CASTERS PACKAGING OPTIONS

1 3 1 - G T - - - F - U P - M - - - C 5 - - - - -

* FOR ARMLESS CODE USE A00 * ONLY SELECT FOR MODELS 1360/1365 * ONLY SELECT CASTER CODE FOR MODELS 1315/1365

FRAME COLORS

| | | |
|------------------|--------------------|------------------------|
| BLACK BF | SILVER SF | METALLIC BROWN* MBF |
| GUNMETAL* GMF | DOVER GRAY* DGF | WHITE* WF |

PACKAGING NOTES

| CODE | DESCRIPTION | LIST UPCHARGE |
|------|--------------------------------|---------------|
| AB | ASSEMBLED IN BAG FOR WILL CALL | \$0 |
| AC | ASSEMBLED IN CARTON | \$0 |

BELLA STACK CHAIRS SHIP UP TO 3 PER CARTON

NOTE: Due to the nature of vinyl upholstery, stacking may cause impressions on the seat. 9to5 Seating does not warrant the effects of the stacking on vinyl upholstery.

| MODEL | CONTROL | DESCRIPTION | ARM | FABRIC | FEATURES | DIMENSIONS | ARM OPTIONS | CASTER OPTIONS | | | | | | | | | | | | | | | | | | | | | | | | | | | | | | | | | | | | | | | | | | | | | | | | | | | | | | | | | | | | | | | | | | | | | | | | | | | | | | | | | | | | | | | | | | | |
|-------------------|---|---|---------|---|----------|------------|-------------|----------------|---|---|---|-----|-----|-----|-----|-----|-----|-----|-----|-----|-----|-----|-----|-----|-----|-----|-----|-----|-----|-----|-----|-----|-----|-----|-----|-----|-----|-----|-----|-----|-----|-----|-----|-----|-----|-----|-----|-----|-----|-----|-----|-----|-----|--|---|---------|---------|-------------|------|-------------|------|--------------|------|------------------|------|------------------|------|-------------------|------|------------------|------|-------------------|------|--------------|---------|-----------------|---------|--|------|-------------|---------------|---------|---|-------|---------|---|-------|-----|--|------|-----|------------------------------------|-------|-----|---|------|-----|------------------|------|
| 1310 | GT | GUEST STACKING Upholstered back with upholstered seat. | ARMLESS | <table border="1"> <thead> <tr> <th>A/COM</th> <th>B</th> <th>C</th> <th>D</th> <th>E</th> <th>F</th> <th>G</th> </tr> </thead> <tbody> <tr> <td>315</td> <td>345</td> <td>365</td> <td>395</td> <td>430</td> <td>470</td> <td>510</td> </tr> <tr> <td>360</td> <td>390</td> <td>410</td> <td>440</td> <td>475</td> <td>515</td> <td>555</td> </tr> <tr> <td>395</td> <td>425</td> <td>445</td> <td>475</td> <td>510</td> <td>550</td> <td>590</td> </tr> <tr> <td>435</td> <td>465</td> <td>485</td> <td>515</td> <td>550</td> <td>590</td> <td>630</td> </tr> <tr> <td>460</td> <td>490</td> <td>510</td> <td>540</td> <td>575</td> <td>615</td> <td>655</td> </tr> <tr> <td>475</td> <td>505</td> <td>525</td> <td>555</td> <td>590</td> <td>630</td> <td>670</td> </tr> </tbody> </table> | A/COM | B | C | D | E | F | G | 315 | 345 | 365 | 395 | 430 | 470 | 510 | 360 | 390 | 410 | 440 | 475 | 515 | 555 | 395 | 425 | 445 | 475 | 510 | 550 | 590 | 435 | 465 | 485 | 515 | 550 | 590 | 630 | 460 | 490 | 510 | 540 | 575 | 615 | 655 | 475 | 505 | 525 | 555 | 590 | 630 | 670 | <ul style="list-style-type: none"> • Non-Marring Floor Glides • Stack 4 High on Floor • Stacks 10 High on Optional Dolly • Wall Saver Back Legs • Integrated Handle in Back of Chair • Rated for 250 lbs | <table border="1"> <thead> <tr> <th>ARMLESS</th> <th>W/ ARMS</th> </tr> </thead> <tbody> <tr> <td>WIDTH: 21.0</td> <td>25.0</td> </tr> <tr> <td>DEPTH: 26.0</td> <td>26.0</td> </tr> <tr> <td>HEIGHT: 34.0</td> <td>34.0</td> </tr> <tr> <td>SEAT WIDTH: 18.0</td> <td>18.0</td> </tr> <tr> <td>SEAT DEPTH: 16.0</td> <td>16.0</td> </tr> <tr> <td>SEAT HEIGHT: 18.5</td> <td>18.5</td> </tr> <tr> <td>BACK WIDTH: 19.0</td> <td>19.0</td> </tr> <tr> <td>BACK HEIGHT: 17.5</td> <td>17.5</td> </tr> <tr> <td>COM: 0.9 YDS</td> <td>0.9 YDS</td> </tr> <tr> <td>WEIGHT: 17.0 LB</td> <td>20.0 LB</td> </tr> </tbody> </table> | ARMLESS | W/ ARMS | WIDTH: 21.0 | 25.0 | DEPTH: 26.0 | 26.0 | HEIGHT: 34.0 | 34.0 | SEAT WIDTH: 18.0 | 18.0 | SEAT DEPTH: 16.0 | 16.0 | SEAT HEIGHT: 18.5 | 18.5 | BACK WIDTH: 19.0 | 19.0 | BACK HEIGHT: 17.5 | 17.5 | COM: 0.9 YDS | 0.9 YDS | WEIGHT: 17.0 LB | 20.0 LB | <table border="1"> <thead> <tr> <th>CODE</th> <th>DESCRIPTION</th> <th>LIST UPCHARGE</th> </tr> </thead> <tbody> <tr> <td>A12</td> <td>Fixed Arm</td> <td>\$45</td> </tr> <tr> <td>A14</td> <td>Reinforced Soft Touch Extended Arm</td> <td>\$80</td> </tr> <tr> <td>C5</td> <td>Standard 50mm Hooded Casters</td> <td>STD</td> </tr> <tr> <td>C5S</td> <td>50mm Hooded Hard Floor Casters</td> <td>\$30</td> </tr> </tbody> </table> | CODE | DESCRIPTION | LIST UPCHARGE | A12 | Fixed Arm | \$45 | A14 | Reinforced Soft Touch Extended Arm | \$80 | C5 | Standard 50mm Hooded Casters | STD | C5S | 50mm Hooded Hard Floor Casters | \$30 | | | | | | |
| A/COM | B | | C | D | E | F | G | | | | | | | | | | | | | | | | | | | | | | | | | | | | | | | | | | | | | | | | | | | | | | | | | | | | | | | | | | | | | | | | | | | | | | | | | | | | | | | | | | | | | | | | | | | | |
| 315 | 345 | | 365 | 395 | 430 | 470 | 510 | | | | | | | | | | | | | | | | | | | | | | | | | | | | | | | | | | | | | | | | | | | | | | | | | | | | | | | | | | | | | | | | | | | | | | | | | | | | | | | | | | | | | | | | | | | | |
| 360 | 390 | | 410 | 440 | 475 | 515 | 555 | | | | | | | | | | | | | | | | | | | | | | | | | | | | | | | | | | | | | | | | | | | | | | | | | | | | | | | | | | | | | | | | | | | | | | | | | | | | | | | | | | | | | | | | | | | | |
| 395 | 425 | | 445 | 475 | 510 | 550 | 590 | | | | | | | | | | | | | | | | | | | | | | | | | | | | | | | | | | | | | | | | | | | | | | | | | | | | | | | | | | | | | | | | | | | | | | | | | | | | | | | | | | | | | | | | | | | | |
| 435 | 465 | 485 | 515 | 550 | 590 | 630 | | | | | | | | | | | | | | | | | | | | | | | | | | | | | | | | | | | | | | | | | | | | | | | | | | | | | | | | | | | | | | | | | | | | | | | | | | | | | | | | | | | | | | | | | | | | | |
| 460 | 490 | 510 | 540 | 575 | 615 | 655 | | | | | | | | | | | | | | | | | | | | | | | | | | | | | | | | | | | | | | | | | | | | | | | | | | | | | | | | | | | | | | | | | | | | | | | | | | | | | | | | | | | | | | | | | | | | | |
| 475 | 505 | 525 | 555 | 590 | 630 | 670 | | | | | | | | | | | | | | | | | | | | | | | | | | | | | | | | | | | | | | | | | | | | | | | | | | | | | | | | | | | | | | | | | | | | | | | | | | | | | | | | | | | | | | | | | | | | | |
| ARMLESS | W/ ARMS | | | | | | | | | | | | | | | | | | | | | | | | | | | | | | | | | | | | | | | | | | | | | | | | | | | | | | | | | | | | | | | | | | | | | | | | | | | | | | | | | | | | | | | | | | | | | | | | | | |
| WIDTH: 21.0 | 25.0 | | | | | | | | | | | | | | | | | | | | | | | | | | | | | | | | | | | | | | | | | | | | | | | | | | | | | | | | | | | | | | | | | | | | | | | | | | | | | | | | | | | | | | | | | | | | | | | | | | |
| DEPTH: 26.0 | 26.0 | | | | | | | | | | | | | | | | | | | | | | | | | | | | | | | | | | | | | | | | | | | | | | | | | | | | | | | | | | | | | | | | | | | | | | | | | | | | | | | | | | | | | | | | | | | | | | | | | | |
| HEIGHT: 34.0 | 34.0 | | | | | | | | | | | | | | | | | | | | | | | | | | | | | | | | | | | | | | | | | | | | | | | | | | | | | | | | | | | | | | | | | | | | | | | | | | | | | | | | | | | | | | | | | | | | | | | | | | |
| SEAT WIDTH: 18.0 | 18.0 | | | | | | | | | | | | | | | | | | | | | | | | | | | | | | | | | | | | | | | | | | | | | | | | | | | | | | | | | | | | | | | | | | | | | | | | | | | | | | | | | | | | | | | | | | | | | | | | | | |
| SEAT DEPTH: 16.0 | 16.0 | | | | | | | | | | | | | | | | | | | | | | | | | | | | | | | | | | | | | | | | | | | | | | | | | | | | | | | | | | | | | | | | | | | | | | | | | | | | | | | | | | | | | | | | | | | | | | | | | | |
| SEAT HEIGHT: 18.5 | 18.5 | | | | | | | | | | | | | | | | | | | | | | | | | | | | | | | | | | | | | | | | | | | | | | | | | | | | | | | | | | | | | | | | | | | | | | | | | | | | | | | | | | | | | | | | | | | | | | | | | | |
| BACK WIDTH: 19.0 | 19.0 | | | | | | | | | | | | | | | | | | | | | | | | | | | | | | | | | | | | | | | | | | | | | | | | | | | | | | | | | | | | | | | | | | | | | | | | | | | | | | | | | | | | | | | | | | | | | | | | | | |
| BACK HEIGHT: 17.5 | 17.5 | | | | | | | | | | | | | | | | | | | | | | | | | | | | | | | | | | | | | | | | | | | | | | | | | | | | | | | | | | | | | | | | | | | | | | | | | | | | | | | | | | | | | | | | | | | | | | | | | | |
| COM: 0.9 YDS | 0.9 YDS | | | | | | | | | | | | | | | | | | | | | | | | | | | | | | | | | | | | | | | | | | | | | | | | | | | | | | | | | | | | | | | | | | | | | | | | | | | | | | | | | | | | | | | | | | | | | | | | | | |
| WEIGHT: 17.0 LB | 20.0 LB | | | | | | | | | | | | | | | | | | | | | | | | | | | | | | | | | | | | | | | | | | | | | | | | | | | | | | | | | | | | | | | | | | | | | | | | | | | | | | | | | | | | | | | | | | | | | | | | | | |
| CODE | DESCRIPTION | LIST UPCHARGE | | | | | | | | | | | | | | | | | | | | | | | | | | | | | | | | | | | | | | | | | | | | | | | | | | | | | | | | | | | | | | | | | | | | | | | | | | | | | | | | | | | | | | | | | | | | | | | | | |
| A12 | Fixed Arm | \$45 | | | | | | | | | | | | | | | | | | | | | | | | | | | | | | | | | | | | | | | | | | | | | | | | | | | | | | | | | | | | | | | | | | | | | | | | | | | | | | | | | | | | | | | | | | | | | | | | | |
| A14 | Reinforced Soft Touch Extended Arm | \$80 | | | | | | | | | | | | | | | | | | | | | | | | | | | | | | | | | | | | | | | | | | | | | | | | | | | | | | | | | | | | | | | | | | | | | | | | | | | | | | | | | | | | | | | | | | | | | | | | | |
| C5 | Standard 50mm Hooded Casters | STD | | | | | | | | | | | | | | | | | | | | | | | | | | | | | | | | | | | | | | | | | | | | | | | | | | | | | | | | | | | | | | | | | | | | | | | | | | | | | | | | | | | | | | | | | | | | | | | | | |
| C5S | 50mm Hooded Hard Floor Casters | \$30 | | | | | | | | | | | | | | | | | | | | | | | | | | | | | | | | | | | | | | | | | | | | | | | | | | | | | | | | | | | | | | | | | | | | | | | | | | | | | | | | | | | | | | | | | | | | | | | | | |
| 1315 | GT | GUEST STACKING WITH CASTERS Upholstered back with upholstered seat. | ARMLESS | <table border="1"> <thead> <tr> <th>A/COM</th> <th>B</th> <th>C</th> <th>D</th> <th>E</th> <th>F</th> <th>G</th> </tr> </thead> <tbody> <tr> <td>360</td> <td>390</td> <td>410</td> <td>440</td> <td>475</td> <td>515</td> <td>555</td> </tr> <tr> <td>405</td> <td>435</td> <td>455</td> <td>485</td> <td>520</td> <td>560</td> <td>600</td> </tr> <tr> <td>440</td> <td>470</td> <td>490</td> <td>520</td> <td>555</td> <td>595</td> <td>635</td> </tr> <tr> <td>480</td> <td>510</td> <td>530</td> <td>560</td> <td>595</td> <td>635</td> <td>675</td> </tr> <tr> <td>505</td> <td>535</td> <td>555</td> <td>585</td> <td>620</td> <td>660</td> <td>700</td> </tr> <tr> <td>520</td> <td>550</td> <td>570</td> <td>600</td> <td>635</td> <td>675</td> <td>715</td> </tr> </tbody> </table> | A/COM | B | C | D | E | F | G | 360 | 390 | 410 | 440 | 475 | 515 | 555 | 405 | 435 | 455 | 485 | 520 | 560 | 600 | 440 | 470 | 490 | 520 | 555 | 595 | 635 | 480 | 510 | 530 | 560 | 595 | 635 | 675 | 505 | 535 | 555 | 585 | 620 | 660 | 700 | 520 | 550 | 570 | 600 | 635 | 675 | 715 | <ul style="list-style-type: none"> • 50mm Hooded Casters • Stack 4 High on Floor • Stacks 10 High on Optional Dolly • Integrated Handle in Back of Chair • Rated for 250 lbs | <table border="1"> <thead> <tr> <th>ARMLESS</th> <th>W/ ARMS</th> </tr> </thead> <tbody> <tr> <td>WIDTH: 21.0</td> <td>25.0</td> </tr> <tr> <td>DEPTH: 26.0</td> <td>26.0</td> </tr> <tr> <td>HEIGHT: 34.0</td> <td>34.0</td> </tr> <tr> <td>SEAT WIDTH: 18.0</td> <td>18.0</td> </tr> <tr> <td>SEAT DEPTH: 16.0</td> <td>16.0</td> </tr> <tr> <td>SEAT HEIGHT: 18.5</td> <td>18.5</td> </tr> <tr> <td>BACK WIDTH: 19.0</td> <td>19.0</td> </tr> <tr> <td>BACK HEIGHT: 17.5</td> <td>17.5</td> </tr> <tr> <td>COM: 0.9 YDS</td> <td>0.9 YDS</td> </tr> <tr> <td>WEIGHT: 17.0 LB</td> <td>20.0 LB</td> </tr> </tbody> </table> | ARMLESS | W/ ARMS | WIDTH: 21.0 | 25.0 | DEPTH: 26.0 | 26.0 | HEIGHT: 34.0 | 34.0 | SEAT WIDTH: 18.0 | 18.0 | SEAT DEPTH: 16.0 | 16.0 | SEAT HEIGHT: 18.5 | 18.5 | BACK WIDTH: 19.0 | 19.0 | BACK HEIGHT: 17.5 | 17.5 | COM: 0.9 YDS | 0.9 YDS | WEIGHT: 17.0 LB | 20.0 LB | <table border="1"> <thead> <tr> <th>CODE</th> <th>DESCRIPTION</th> <th>LIST UPCHARGE</th> </tr> </thead> <tbody> <tr> <td>TAB-A00</td> <td>Right Folding Tablet Arm in Black Only. Available for either frame finish BF/SF. *Not Stackable with Tablet</td> <td>\$120</td> </tr> <tr> <td>TAB-A14</td> <td>Right Folding Tablet Arm w/ A14 Left Arm. Available for either frame finish BF/SF. *Not Stackable with Tablet</td> <td>\$160</td> </tr> <tr> <td>BSK</td> <td>Side Hanging Wire Basket for model 1310, 1315, 1360, 1365. Attach to left or right side.</td> <td>\$60</td> </tr> <tr> <td>DL1</td> <td>Stacking Dolly Stack Chair 10 High</td> <td>\$250</td> </tr> <tr> <td>GC1</td> <td>Ganging Clip - 2 per set GC1 - Armless-to-Armless</td> <td>\$30</td> </tr> <tr> <td>GC2</td> <td>GC2 - Arm-to-Arm</td> <td>\$30</td> </tr> </tbody> </table> | CODE | DESCRIPTION | LIST UPCHARGE | TAB-A00 | Right Folding Tablet Arm in Black Only. Available for either frame finish BF/SF. *Not Stackable with Tablet | \$120 | TAB-A14 | Right Folding Tablet Arm w/ A14 Left Arm. Available for either frame finish BF/SF. *Not Stackable with Tablet | \$160 | BSK | Side Hanging Wire Basket for model 1310, 1315, 1360, 1365. Attach to left or right side. | \$60 | DL1 | Stacking Dolly Stack Chair 10 High | \$250 | GC1 | Ganging Clip - 2 per set GC1 - Armless-to-Armless | \$30 | GC2 | GC2 - Arm-to-Arm | \$30 |
| A/COM | B | | C | D | E | F | G | | | | | | | | | | | | | | | | | | | | | | | | | | | | | | | | | | | | | | | | | | | | | | | | | | | | | | | | | | | | | | | | | | | | | | | | | | | | | | | | | | | | | | | | | | | | |
| 360 | 390 | | 410 | 440 | 475 | 515 | 555 | | | | | | | | | | | | | | | | | | | | | | | | | | | | | | | | | | | | | | | | | | | | | | | | | | | | | | | | | | | | | | | | | | | | | | | | | | | | | | | | | | | | | | | | | | | | |
| 405 | 435 | | 455 | 485 | 520 | 560 | 600 | | | | | | | | | | | | | | | | | | | | | | | | | | | | | | | | | | | | | | | | | | | | | | | | | | | | | | | | | | | | | | | | | | | | | | | | | | | | | | | | | | | | | | | | | | | | |
| 440 | 470 | | 490 | 520 | 555 | 595 | 635 | | | | | | | | | | | | | | | | | | | | | | | | | | | | | | | | | | | | | | | | | | | | | | | | | | | | | | | | | | | | | | | | | | | | | | | | | | | | | | | | | | | | | | | | | | | | |
| 480 | 510 | 530 | 560 | 595 | 635 | 675 | | | | | | | | | | | | | | | | | | | | | | | | | | | | | | | | | | | | | | | | | | | | | | | | | | | | | | | | | | | | | | | | | | | | | | | | | | | | | | | | | | | | | | | | | | | | | |
| 505 | 535 | 555 | 585 | 620 | 660 | 700 | | | | | | | | | | | | | | | | | | | | | | | | | | | | | | | | | | | | | | | | | | | | | | | | | | | | | | | | | | | | | | | | | | | | | | | | | | | | | | | | | | | | | | | | | | | | | |
| 520 | 550 | 570 | 600 | 635 | 675 | 715 | | | | | | | | | | | | | | | | | | | | | | | | | | | | | | | | | | | | | | | | | | | | | | | | | | | | | | | | | | | | | | | | | | | | | | | | | | | | | | | | | | | | | | | | | | | | | |
| ARMLESS | W/ ARMS | | | | | | | | | | | | | | | | | | | | | | | | | | | | | | | | | | | | | | | | | | | | | | | | | | | | | | | | | | | | | | | | | | | | | | | | | | | | | | | | | | | | | | | | | | | | | | | | | | |
| WIDTH: 21.0 | 25.0 | | | | | | | | | | | | | | | | | | | | | | | | | | | | | | | | | | | | | | | | | | | | | | | | | | | | | | | | | | | | | | | | | | | | | | | | | | | | | | | | | | | | | | | | | | | | | | | | | | |
| DEPTH: 26.0 | 26.0 | | | | | | | | | | | | | | | | | | | | | | | | | | | | | | | | | | | | | | | | | | | | | | | | | | | | | | | | | | | | | | | | | | | | | | | | | | | | | | | | | | | | | | | | | | | | | | | | | | |
| HEIGHT: 34.0 | 34.0 | | | | | | | | | | | | | | | | | | | | | | | | | | | | | | | | | | | | | | | | | | | | | | | | | | | | | | | | | | | | | | | | | | | | | | | | | | | | | | | | | | | | | | | | | | | | | | | | | | |
| SEAT WIDTH: 18.0 | 18.0 | | | | | | | | | | | | | | | | | | | | | | | | | | | | | | | | | | | | | | | | | | | | | | | | | | | | | | | | | | | | | | | | | | | | | | | | | | | | | | | | | | | | | | | | | | | | | | | | | | |
| SEAT DEPTH: 16.0 | 16.0 | | | | | | | | | | | | | | | | | | | | | | | | | | | | | | | | | | | | | | | | | | | | | | | | | | | | | | | | | | | | | | | | | | | | | | | | | | | | | | | | | | | | | | | | | | | | | | | | | | |
| SEAT HEIGHT: 18.5 | 18.5 | | | | | | | | | | | | | | | | | | | | | | | | | | | | | | | | | | | | | | | | | | | | | | | | | | | | | | | | | | | | | | | | | | | | | | | | | | | | | | | | | | | | | | | | | | | | | | | | | | |
| BACK WIDTH: 19.0 | 19.0 | | | | | | | | | | | | | | | | | | | | | | | | | | | | | | | | | | | | | | | | | | | | | | | | | | | | | | | | | | | | | | | | | | | | | | | | | | | | | | | | | | | | | | | | | | | | | | | | | | |
| BACK HEIGHT: 17.5 | 17.5 | | | | | | | | | | | | | | | | | | | | | | | | | | | | | | | | | | | | | | | | | | | | | | | | | | | | | | | | | | | | | | | | | | | | | | | | | | | | | | | | | | | | | | | | | | | | | | | | | | |
| COM: 0.9 YDS | 0.9 YDS | | | | | | | | | | | | | | | | | | | | | | | | | | | | | | | | | | | | | | | | | | | | | | | | | | | | | | | | | | | | | | | | | | | | | | | | | | | | | | | | | | | | | | | | | | | | | | | | | | |
| WEIGHT: 17.0 LB | 20.0 LB | | | | | | | | | | | | | | | | | | | | | | | | | | | | | | | | | | | | | | | | | | | | | | | | | | | | | | | | | | | | | | | | | | | | | | | | | | | | | | | | | | | | | | | | | | | | | | | | | | |
| CODE | DESCRIPTION | LIST UPCHARGE | | | | | | | | | | | | | | | | | | | | | | | | | | | | | | | | | | | | | | | | | | | | | | | | | | | | | | | | | | | | | | | | | | | | | | | | | | | | | | | | | | | | | | | | | | | | | | | | | |
| TAB-A00 | Right Folding Tablet Arm in Black Only. Available for either frame finish BF/SF. *Not Stackable with Tablet | \$120 | | | | | | | | | | | | | | | | | | | | | | | | | | | | | | | | | | | | | | | | | | | | | | | | | | | | | | | | | | | | | | | | | | | | | | | | | | | | | | | | | | | | | | | | | | | | | | | | | |
| TAB-A14 | Right Folding Tablet Arm w/ A14 Left Arm. Available for either frame finish BF/SF. *Not Stackable with Tablet | \$160 | | | | | | | | | | | | | | | | | | | | | | | | | | | | | | | | | | | | | | | | | | | | | | | | | | | | | | | | | | | | | | | | | | | | | | | | | | | | | | | | | | | | | | | | | | | | | | | | | |
| BSK | Side Hanging Wire Basket for model 1310, 1315, 1360, 1365. Attach to left or right side. | \$60 | | | | | | | | | | | | | | | | | | | | | | | | | | | | | | | | | | | | | | | | | | | | | | | | | | | | | | | | | | | | | | | | | | | | | | | | | | | | | | | | | | | | | | | | | | | | | | | | | |
| DL1 | Stacking Dolly Stack Chair 10 High | \$250 | | | | | | | | | | | | | | | | | | | | | | | | | | | | | | | | | | | | | | | | | | | | | | | | | | | | | | | | | | | | | | | | | | | | | | | | | | | | | | | | | | | | | | | | | | | | | | | | | |
| GC1 | Ganging Clip - 2 per set GC1 - Armless-to-Armless | \$30 | | | | | | | | | | | | | | | | | | | | | | | | | | | | | | | | | | | | | | | | | | | | | | | | | | | | | | | | | | | | | | | | | | | | | | | | | | | | | | | | | | | | | | | | | | | | | | | | | |
| GC2 | GC2 - Arm-to-Arm | \$30 | | | | | | | | | | | | | | | | | | | | | | | | | | | | | | | | | | | | | | | | | | | | | | | | | | | | | | | | | | | | | | | | | | | | | | | | | | | | | | | | | | | | | | | | | | | | | | | | | |

CAUTION: Careless stacking of chairs may scratch and damage frames.

*Standard twenty five (25) business days applies only to Metallic Brown, Gunmetal, Dover Gray and White frame color options.

bella

name your game, bella is ready to play

FULLY UPHOLSTERED - UP

GSA SIN # 711-18

- Back styles include: all plastic, upholstered, or mesh back
- Choice of plastic or upholstered seat
- 6 powder coated frame finishes
- Seat flips up for nesting
- Warranted up to 250 lbs
- CAL TB 133 Fire Code approved



CREATING BELLA MODEL NUMBER

MODEL NUMBER CONTROL ARMS FRAME COLOR UPHOLSTERY GRADE CASTERS PACKAGING OPTIONS

1 3 2 0 - G T - A - - - F - U P - - C 5 - - - -

* FOR ARMLESS CODE USE ADD

FRAME COLORS

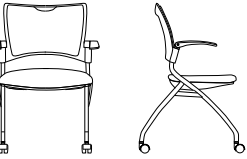
| | | |
|------------------|--------------------|------------------------|
| BLACK BF | SILVER SF | METALLIC BROWN* MBF |
| GUNMETAL* GMF | DOVER GRAY* DGF | WHITE* WF |

PACKAGING NOTES

| CODE | DESCRIPTION | LIST UPCHARGE |
|------|--------------------------------|---------------|
| AB | ASSEMBLED IN BAG FOR WILL CALL | \$0 |
| AC | ASSEMBLED IN CARTON | \$0 |

BELLA NESTING CHAIRS SHIP UP TO 2 PER CARTON

| MODEL | CONTROL | DESCRIPTION | ARM | FABRIC | | | | | | | FEATURES | DIMENSIONS | ARM OPTIONS | CASTER OPTIONS | |
|-------|---------|---|---------|--------|-----|-----|-----|-----|-----|-----|----------|--|--|------------------------------------|--------------------------------------|
| | | | | A/COM | B | C | D | E | F | G | | | | | |
| 1320 | GT | GUEST NESTING Upholstered back with upholstered seat. | ARMLESS | 380 | 410 | 430 | 460 | 495 | 535 | 575 | | <ul style="list-style-type: none"> • Flip Up Seat for Nesting and Compact Storage • 50mm Hooded Casters • Integrated Handle in Back of Chair • Rated for 250 lbs | ARMLESS W/ ARMS WIDTH: 21.0 25.0 DEPTH: 26.0 26.0 HEIGHT: 34.0 34.0 SEAT WIDTH: 18.0 18.0 SEAT DEPTH: 16.0 16.0 SEAT HEIGHT: 18.5 18.5 BACK WIDTH: 19.0 19.0 BACK HEIGHT: 17.5 17.5 COM: 0.9 YDS 0.9 YDS WEIGHT: 24.0 LB 27.0 LB | A12 \$45 A14 \$80 | C5 STD C5S \$30 |
| | A12 | | 425 | 455 | 475 | 505 | 540 | 580 | 620 | | | | | | |
| | A14 | | 460 | 490 | 510 | 540 | 575 | 615 | 655 | | | | | | |
| | | | | | | | | | | | | | | | |



NESTING FOOTPRINT



First Chair 24", Each Additional Chair, Add 6"

ACCESSORIES

CAUTION: Careless nesting of chairs may scratch and damage frames.

*Standard twenty five (25) business days applies only to Metallic Brown, Gunmetal, Dover Gray and White frame color options.

bella

name your game, bella is ready to play

FULLY UPHOLSTERED - UP

GSA SIN # 711-18

- Training, task, multipurpose, stool, management and conference seating
- Back styles include: all plastic, upholstered, or mesh back
- Choice of plastic or upholstered seat
- 6 powder coated frame finishes
- Warranted up to 250 lbs
- CAL TB 133 Fire Code approved



CREATING BELLA MODEL NUMBER

MODEL NUMBER CONTROL ARMS FRAME COLOR UPHOLSTERY MESH COLOR GRADE CASTERS PACKAGING OPTIONS

1 3 2 5 - [] [] - A [] [] - [] [] F - U P - M [] [] - [] [] - C 6 [] [] - [] [] [] []

* FOR ARMLESS CODE USE A00 * ONLY SELECT FOR MODELS 1375 * ONLY SELECT CASTER CODE FOR MODELS 1315/1365

FRAME COLORS

| | | |
|------------------|--------------------|------------------------|
| BLACK BF | SILVER SF | METALLIC BROWN* MBF |
| GUNMETAL* GMF | DOVER GRAY* DGF | WHITE* WF |

PACKAGING NOTES

| CODE | DESCRIPTION | LIST UPCHARGE |
|------|--------------------------------|---------------|
| AB | ASSEMBLED IN BAG FOR WILL CALL | \$0 |
| BAC | ASSEMBLED IN CARTON | \$0 |

| MODEL | CONTROL | DESCRIPTION | ARM | FABRIC | FEATURES | DIMENSIONS | ARM OPTIONS | CASTER OPTIONS | | | | | | | | | | | | | | | | | | | | | | | | | | | | |
|-------|---------|--|-----------------------|---|----------|------------|-------------|----------------|---|---|---|-----|-----|-----|-----|-----|-----|-----|-----|-----|-----|-----|-----|-----|-----|-----|-----|-----|-----|-----|-----|-----|---|---|--|---|
| 1325 | B2 | LOW-BACK BASIC CONTROL Upholstered back with upholstered seat. | ARMLESS A12 A14 | <table border="1"> <thead> <tr> <th>A/COM</th> <th>B</th> <th>C</th> <th>D</th> <th>E</th> <th>F</th> <th>G</th> </tr> </thead> <tbody> <tr> <td>440</td> <td>470</td> <td>490</td> <td>520</td> <td>555</td> <td>595</td> <td>635</td> </tr> <tr> <td>485</td> <td>515</td> <td>535</td> <td>565</td> <td>600</td> <td>640</td> <td>680</td> </tr> <tr> <td>520</td> <td>550</td> <td>570</td> <td>600</td> <td>635</td> <td>675</td> <td>715</td> </tr> </tbody> </table> | A/COM | B | C | D | E | F | G | 440 | 470 | 490 | 520 | 555 | 595 | 635 | 485 | 515 | 535 | 565 | 600 | 640 | 680 | 520 | 550 | 570 | 600 | 635 | 675 | 715 | <ul style="list-style-type: none"> • Pneumatic Seat Height Adjustment • Basic Control Swivels 360 Degrees • Rated for 250 lbs | <p>WIDTH: 25.0 DEPTH: 26.0 HEIGHT: 34.0-38.5 SEAT WIDTH: 18.0 SEAT DEPTH: 16.0 SEAT HEIGHT: 18.5-23.0 BACK WIDTH: 19.0 BACK HEIGHT: 17.5 COM: 0.9 YDS WEIGHT: 30.0 LB</p> | <p>A12 \$45 Fixed Arm</p> <p>A14 \$80 Reinforced Soft Touch Extended Arm</p> | <p>C6 STD Standard 60mm Hoodless Casters</p> <p>C6S \$30 60mm Hoodless Hard Floor Casters</p> |
| A/COM | B | C | D | E | F | G | | | | | | | | | | | | | | | | | | | | | | | | | | | | | | |
| 440 | 470 | 490 | 520 | 555 | 595 | 635 | | | | | | | | | | | | | | | | | | | | | | | | | | | | | | |
| 485 | 515 | 535 | 565 | 600 | 640 | 680 | | | | | | | | | | | | | | | | | | | | | | | | | | | | | | |
| 520 | 550 | 570 | 600 | 635 | 675 | 715 | | | | | | | | | | | | | | | | | | | | | | | | | | | | | | |
| 1325 | S3 | LOW-BACK SWIVEL TILT CONTROL Upholstered back with upholstered seat. | ARMLESS A12 A14 | <table border="1"> <thead> <tr> <th>A/COM</th> <th>B</th> <th>C</th> <th>D</th> <th>E</th> <th>F</th> <th>G</th> </tr> </thead> <tbody> <tr> <td>475</td> <td>505</td> <td>525</td> <td>555</td> <td>590</td> <td>630</td> <td>670</td> </tr> <tr> <td>520</td> <td>550</td> <td>570</td> <td>600</td> <td>635</td> <td>675</td> <td>715</td> </tr> <tr> <td>555</td> <td>585</td> <td>605</td> <td>635</td> <td>670</td> <td>710</td> <td>750</td> </tr> </tbody> </table> | A/COM | B | C | D | E | F | G | 475 | 505 | 525 | 555 | 590 | 630 | 670 | 520 | 550 | 570 | 600 | 635 | 675 | 715 | 555 | 585 | 605 | 635 | 670 | 710 | 750 | <ul style="list-style-type: none"> • Pneumatic Seat Height Adjustment • Tilt Tension Control • Seat and Back Tilt as a Unit • Upright Position Tilt Lock • Rated for 250 lbs | <p>WIDTH: 25.0 DEPTH: 26.0 HEIGHT: 34.0-38.5 SEAT WIDTH: 18.0 SEAT DEPTH: 16.0 SEAT HEIGHT: 17.0-21.5 BACK WIDTH: 19.0 BACK HEIGHT: 17.5 COM: 0.9 YDS WEIGHT: 31.0 LB</p> | <p>BA10B BA10P BA10S \$100 26" High Profile Aluminum Base BA10B - Black Powder-Coat BA10P - Polished BA10S - Silver Powder-Coat</p> | |
| A/COM | B | C | D | E | F | G | | | | | | | | | | | | | | | | | | | | | | | | | | | | | | |
| 475 | 505 | 525 | 555 | 590 | 630 | 670 | | | | | | | | | | | | | | | | | | | | | | | | | | | | | | |
| 520 | 550 | 570 | 600 | 635 | 675 | 715 | | | | | | | | | | | | | | | | | | | | | | | | | | | | | | |
| 555 | 585 | 605 | 635 | 670 | 710 | 750 | | | | | | | | | | | | | | | | | | | | | | | | | | | | | | |

*Standard twenty five (25) business days applies only to Metallic Brown, Gunmetal, Dover Gray and White frame color options.

bella

name your game, bella is ready to play

FULLY UPHOLSTERED - UP

GSA SIN # 711-18

- Training, task, multipurpose, stool, management and conference seating
- Back styles include: all plastic, upholstered, or mesh back
- Choice of plastic or upholstered seat
- 6 powder coated frame finishes
- Warranted up to 250 lbs
- CAL TB 133 Fire Code approved



CREATING BELLA MODEL NUMBER

MODEL NUMBER CONTROL ARMS FRAME COLOR UPHOLSTERY MESH COLOR GRADE CASTERS PACKAGING OPTIONS

1 3 2 - B 2 - A - - - F - U P - M - - - C 6 - - - - -

* FOR ARMLESS CODE USE A00 * ONLY SELECT FOR MODELS 1360/1365

FRAME COLORS

| | | |
|------------------|--------------------|------------------------|
| BLACK BF | SILVER SF | METALLIC BROWN* MBF |
| GUNMETAL* GMF | DOVER GRAY* DGF | WHITE* WF |

PACKAGING NOTES

| CODE | DESCRIPTION | LIST UPCHARGE |
|------|--------------------------------|---------------|
| AB | ASSEMBLED IN BAG FOR WILL CALL | \$0 |
| BAC | ASSEMBLED IN CARTON | \$0 |

| MODEL | CONTROL | DESCRIPTION | ARM | FABRIC | FEATURES | DIMENSIONS | ARM OPTIONS | CASTER OPTIONS | | | | | | | | | | | | | | | | | | | | | | | | | | | | |
|-------|---------|---|-----------------------|---|----------|------------|-------------|----------------|---|---|---|-----|-----|-----|-----|-----|-----|-----|-----|-----|-----|-----|-----|-----|-----|-----|-----|-----|-----|-----|-----|-----|---|---|---|--|
| 1326 | B2 | 10" TRAVEL HIGH STOOL BASIC CONTROL Use for work surfaces up to 42 inches high. Upholstered back with upholstered seat. | ARMLESS A12 A14 | <table border="1"> <thead> <tr> <th>A/COM</th> <th>B</th> <th>C</th> <th>D</th> <th>E</th> <th>F</th> <th>G</th> </tr> </thead> <tbody> <tr> <td>565</td> <td>595</td> <td>615</td> <td>645</td> <td>680</td> <td>720</td> <td>760</td> </tr> <tr> <td>610</td> <td>640</td> <td>660</td> <td>690</td> <td>725</td> <td>765</td> <td>805</td> </tr> <tr> <td>645</td> <td>675</td> <td>695</td> <td>725</td> <td>760</td> <td>800</td> <td>840</td> </tr> </tbody> </table> | A/COM | B | C | D | E | F | G | 565 | 595 | 615 | 645 | 680 | 720 | 760 | 610 | 640 | 660 | 690 | 725 | 765 | 805 | 645 | 675 | 695 | 725 | 760 | 800 | 840 | <ul style="list-style-type: none"> • Pneumatic Seat Height Adjustment • Height Adj 20" Diameter Footring • Rated for 250 lbs | WIDTH: 25.0 DEPTH: 26.0 HEIGHT: 40.5-50.5 SEAT WIDTH: 18.0 SEAT DEPTH: 16.0 SEAT HEIGHT: 23.5-33.5 BACK WIDTH: 19.0 BACK HEIGHT: 17.5 COM: 0.9 YDS WEIGHT: 36.0 LB | A12 \$45 Fixed Arm A14 \$80 Reinforced Soft Touch Extended Arm | C6 STD Standard 60mm Hoodless Casters C6S \$35 60mm Hoodless Hard Floor Casters |
| A/COM | B | C | D | E | F | G | | | | | | | | | | | | | | | | | | | | | | | | | | | | | | |
| 565 | 595 | 615 | 645 | 680 | 720 | 760 | | | | | | | | | | | | | | | | | | | | | | | | | | | | | | |
| 610 | 640 | 660 | 690 | 725 | 765 | 805 | | | | | | | | | | | | | | | | | | | | | | | | | | | | | | |
| 645 | 675 | 695 | 725 | 760 | 800 | 840 | | | | | | | | | | | | | | | | | | | | | | | | | | | | | | |
| 1328 | B2 | 8" TRAVEL LOW STOOL BASIC CONTROL Use for work surfaces up to 36 inches high. Upholstered back with upholstered seat. | ARMLESS A12 A14 | <table border="1"> <thead> <tr> <th>A/COM</th> <th>B</th> <th>C</th> <th>D</th> <th>E</th> <th>F</th> <th>G</th> </tr> </thead> <tbody> <tr> <td>565</td> <td>595</td> <td>615</td> <td>645</td> <td>680</td> <td>720</td> <td>760</td> </tr> <tr> <td>610</td> <td>640</td> <td>660</td> <td>690</td> <td>725</td> <td>765</td> <td>805</td> </tr> <tr> <td>645</td> <td>675</td> <td>695</td> <td>725</td> <td>760</td> <td>800</td> <td>840</td> </tr> </tbody> </table> | A/COM | B | C | D | E | F | G | 565 | 595 | 615 | 645 | 680 | 720 | 760 | 610 | 640 | 660 | 690 | 725 | 765 | 805 | 645 | 675 | 695 | 725 | 760 | 800 | 840 | <ul style="list-style-type: none"> • Pneumatic Seat Height Adjustment • Height Adj 20" Diameter Footring • Rated for 250 lbs | WIDTH: 25.0 DEPTH: 26.0 HEIGHT: 36.5-44.5 SEAT WIDTH: 18.0 SEAT DEPTH: 16.0 SEAT HEIGHT: 19.5-27.5 BACK WIDTH: 19.0 BACK HEIGHT: 17.5 COM: 0.9 YDS WEIGHT: 35.0 LB | BA10B BA10P BA10S \$100 26" High Profile Aluminum Base BA10B - Black Powder-Coat BA10P - Polished BA10S - Silver Powder-Coat | |
| A/COM | B | C | D | E | F | G | | | | | | | | | | | | | | | | | | | | | | | | | | | | | | |
| 565 | 595 | 615 | 645 | 680 | 720 | 760 | | | | | | | | | | | | | | | | | | | | | | | | | | | | | | |
| 610 | 640 | 660 | 690 | 725 | 765 | 805 | | | | | | | | | | | | | | | | | | | | | | | | | | | | | | |
| 645 | 675 | 695 | 725 | 760 | 800 | 840 | | | | | | | | | | | | | | | | | | | | | | | | | | | | | | |

*Standard twenty five (25) business days applies only to Metallic Brown, Gunmetal, Dover Gray and White frame color options.