

HÅG Foot Ring

HÅG Capisco and HÅG Capisco Puls
INS-P8000-FTR

ASSEMBLY INSTRUCTIONS

9to5
seating

PARTS

Missing parts or hardware? Call 888.925.SEAT



Footring (x1)

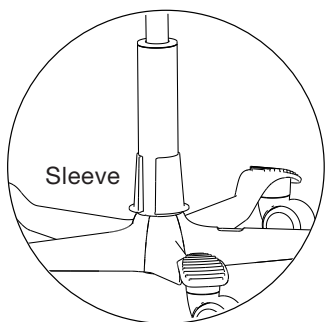
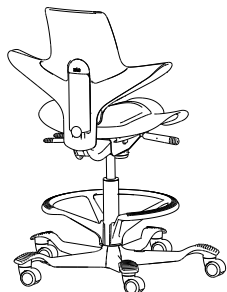


Sleeve (x1)



Spacer (x1)

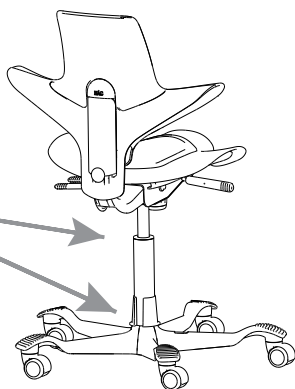
Standard Height Foot Ring



Sleeve

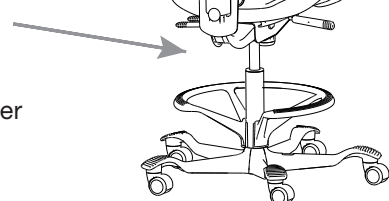
1.A Attach sleeve at
narrow part of cylinder

1.B Slide down so sleeve
rests at top of base

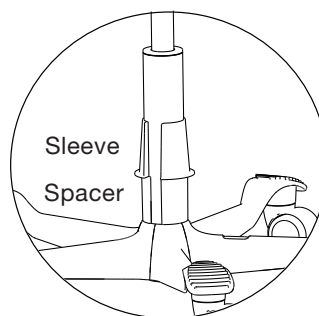
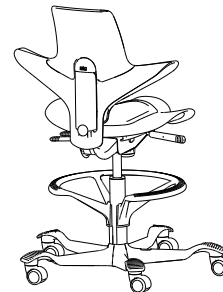


2.B Attach foot ring
at narrow part of cylinder

2.B Slide down over
sleeve to secure



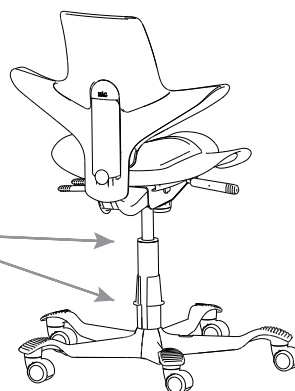
Elevated Height Foot Ring



Sleeve
Spacer

1.A First attach spacer at
narrow part of cylinder, slide
down so it rests at top of base

1.B Next Attach sleeve at narrow part of cylinder
and slide down so it rests on top of spacer



2.B Attach foot ring
at narrow part of cylinder

2.B Slide down over
sleeve to secure

